

# Office of Sponsored Programs Annual Report

Fiscal Year 2012



# 12

I am pleased to present the Office of Sponsored Programs Annual Report for fiscal year 2012. In the following pages we highlight the extramural contract and grant funding awarded across the USD campus. The Annual Report documents USD's outstanding ability to attract external support for research and other sponsored programs.

USD received funding from federal, state, and local government. In addition, we also had funding from private organizations, including foundations, non-profits, and industry sponsors. The breadth of funding received demonstrates the diverse strengths of the university. The majority of the university's funding continues to be provided by the federal government. In FY2012, The National Science Foundation was the university's largest funder, followed by the Department of Education and NIH. USD also received significant federal funding from HRSA, USAID, NOAA and the IRS.

In FY 2012 USD requested more than \$40 Million in funding for the first time in the history of the university. 109 proposals were submitted and 123 new and continuing awards were managed by OSP with a total dollar value exceeding \$27 Million. The total budget per sponsored award is increasing, meaning that PIs are not only pursuing more externally funded research opportunities but are also increasing the size and scope of their programs and projects. In addition, we are excited to see an increasing number of research collaborations across the University which often results in larger projects. We expect these trends to continue as we grow as a research institution and to meet the changing needs of our sponsors.

Finally, as we look at the past year through this report to measure our performance and identify trends, we also are looking forward and are prepared to meet whatever challenges and opportunities await us in the years ahead. We will continue to do all that we can to meet the needs of the USD community and continue to grow sponsored research here on campus. Thank you for reading our report and we hope that you will share any comments, questions, or other feedback you may have about the report.

*~Kim Eudy  
Director*

Front Cover:  
Top Row: Rachel Blaser (Psychology: NIH) (Photo by Colin Gilbert); Margaret Dalton and Jessi Betancourt (Legal Clinics: The State Bar of California and IRS); Middle Row: Lauren Benz (Chemistry: Research Corporation and Henry Luce Foundation); Rick Olson (Engineering: NSF); Bottom Row: Lukask Pruski and S-STEM Cohort (Math: NSF S-STEM); Dee Aker and Women Peacemakers (KIPJ: Fred J. Hansen Foundation)

## TABLE OF CONTENTS

Office of Sponsored Programs  
5998 Alcalá Park, Maher Hall, Room 264  
San Diego, CA 92110  
Telephone: (619) 260-6825  
Fax: (619) 260-2225  
Email: [research@sandiego.edu](mailto:research@sandiego.edu)  
Web: [www.sandiego.edu/sponsored-programs/](http://www.sandiego.edu/sponsored-programs/)

Kimberlee Eudy  
*Director*  
Phone: (619) 260-7967  
Email: [keudy@sandiego.edu](mailto:keudy@sandiego.edu)

Traci Merrill  
*Assistant Director*  
Phone: (619) 260-4600 ext. 2882  
Email: [tmerrill@sandiego.edu](mailto:tmerrill@sandiego.edu)

Karen Molenda  
*Grants Manager*  
Phone: (619) 260-4600 ext. 2006  
Email: [molenda@sandiego.edu](mailto:molenda@sandiego.edu)

Joanne Draper  
*Executive Assistant*  
Phone: (619) 260-4600 ext. 2885  
Email: [jdraper@sandiego.edu](mailto:jdraper@sandiego.edu)

Proposal Overview	1
-----	
Award Overview	2
-----	
Administration	8
-----	
College of Arts and Sciences	9
-----	
School of Business Administration	10
-----	
School of Law	11
-----	
School of Leadership and Education Sciences	12
-----	
Hahn School of Nursing and Health Science	13
-----	
Joan B. Kroc School of Peace Studies	14
-----	
Student Affairs	15

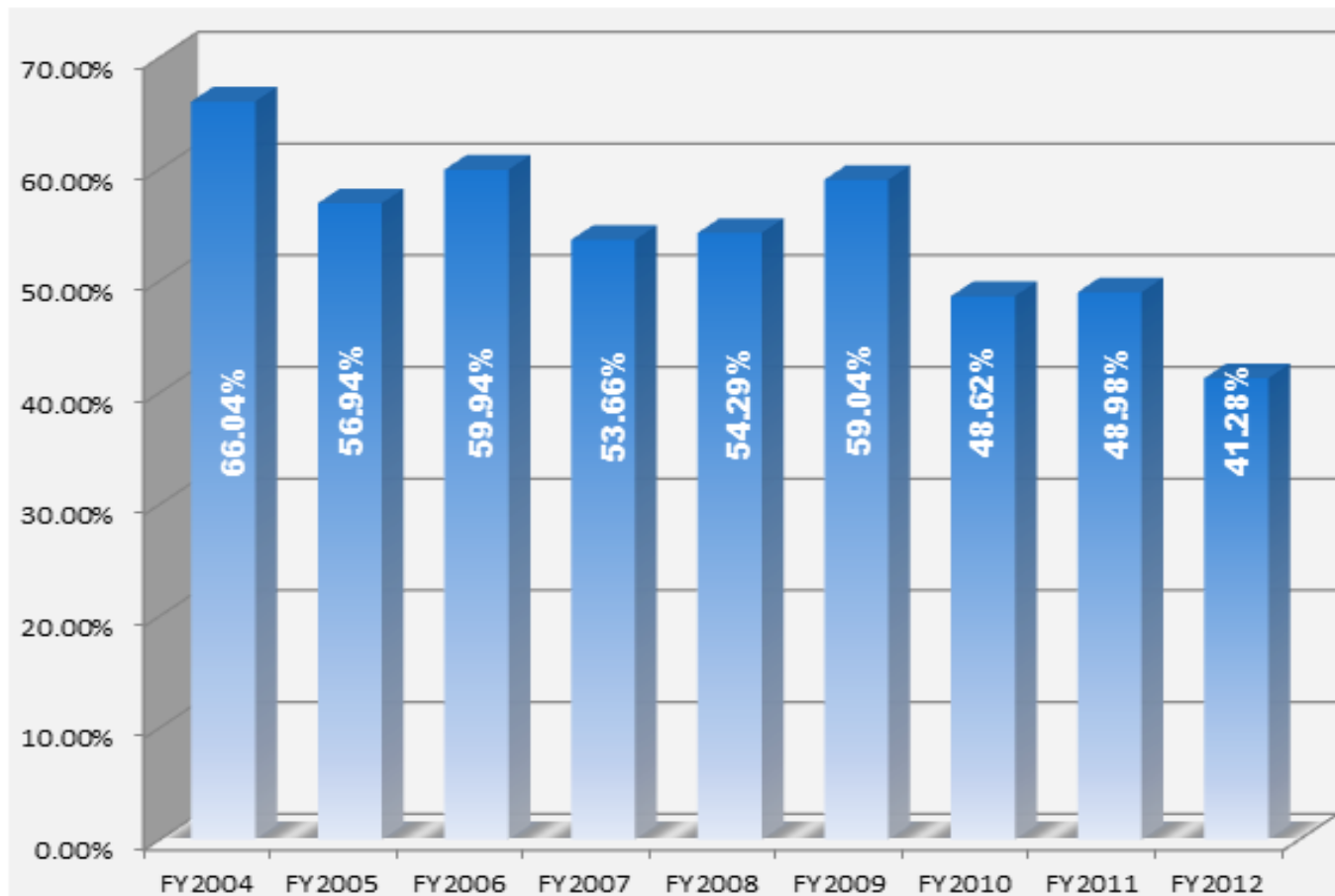
### PROPOSAL OVERVIEW

During the period between July 1, 2011 and June 30, 2012 the University of San Diego faculty and administrators submitted 109 federal, state/city, private and international proposals for research, training, scholarship and service. The total amount requested by all units was \$40,332,503. Of the 109 proposals submitted 36.70% were awarded, 20.18% were declined, 2.75% were blended with an existing project and 40.37% are pending.

### GRANT AND CONTRACT PROPOSALS SUBMITTED, ARRANGED BY FUNDER

Source of Funds	Fiscal Year 2011 (7/1/10-6/30/11)		Fiscal Year 2012 (7/1/11-6/30/12)	
	Proposals Submitted	Amount Requested	Proposals Submitted	Amount Requested
Federal	47	\$17,542,366	55	\$34,839,973
City/State	18	\$2,312,056	13	\$2,356,800
Private	28	\$2,120,759	38	\$3,095,810
International	5	\$655,021	3	\$39,920
<b>Totals</b>	<b>98</b>	<b>\$22,630,202</b>	<b>109</b>	<b>\$40,322,503</b>

### PERCENT OF PROPOSALS AWARDED BY FISCAL YEAR



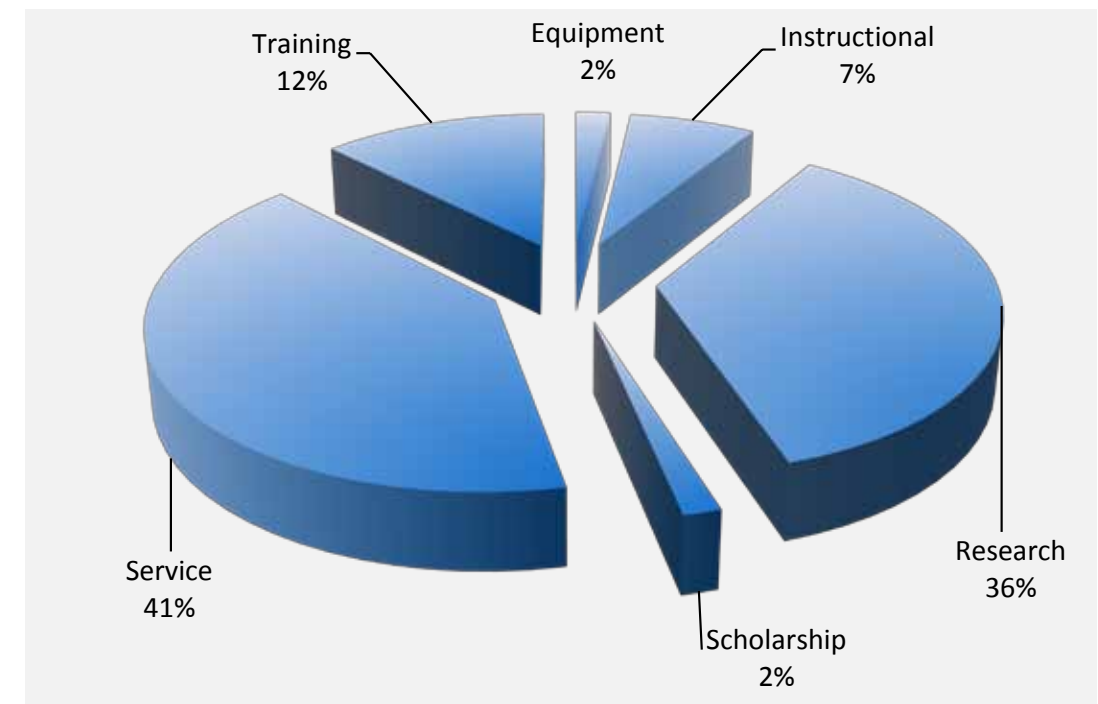
### PROPOSALS SUBMITTED, ARRANGED BY DIVISION

Source of Funds	Fiscal Year 2011 (7/1/010-6/30/11)		Fiscal Year 2012 (7/1/11-6/30/12)	
	Proposals Submitted	Amount Requested	Proposals Submitted	Amount Requested
Administration	4	\$392,302	4	\$1,767,027
Arts & Sciences	41	\$7,584,481	40	\$17,082,864
Business	7	\$2,631,230	4	\$1,018,864
Law	17	\$2,270,224	19	\$3,039,795
SOLES	7	\$1,963,849	8	\$1,196,180
Nursing	12	\$4,994,838	19	\$10,322,870
Peace Studies	9	\$2,783,278	15	\$5,895,543
Student Affairs	1	\$10,000		
<b>Totals</b>	<b>98</b>	<b>\$22,630,202</b>	<b>109</b>	<b>\$40,322,503</b>

### AWARD OVERVIEW

During the fiscal year the University received 123 new and continuing multi-year awards totaling \$27,826,992. Of these awards \$556,000 was for equipment; \$2,019,227 for instruction; \$10,457,439 for research; \$450,000 for scholarship; \$11,824,132 for service and \$3,589,897 for training. The chart below further breaks down each activity by percentage.

### PERCENT OF ACTIVITY TYPE, ARRANGED BY ACTIVITY



**NEW AND CONTINUING AWARDS, 2011-2012, ARRANGED BY FUNDER**  
 (Number of awards includes no-cost extensions)

Funder	Number of New and Continuing Awards	Award Dollars in FY 2011-2012	Total Award Dollars
<b>Federal Awards (includes Federal Flow Through)</b>			
National Science Foundation (NSF)	20	\$2,637,885	\$7,948,435
U.S. Department of Education	6	\$1,190,144	\$5,501,409
National Institutes of Health (NIH)	4	\$1,023,118	\$3,614,350
Health Resources and Services Administration (HRSA)	3	\$1,065,703	\$1,065,703
U. S. Department of Treasury (IRS)	2	\$85,000	\$164,000
U.S. Agency for International Development (USAID)	1	\$140,074	\$450,000
National Oceanic and Atmospheric Administration (NOAA)	3	\$94,844	\$194,565
Wright State University	1	\$20,401	\$99,995
San Diego Gas & Electric Company (SDG&E)	1	\$82,500	\$82,500
TEC	1	\$0	\$76,000
University of Colorado Denver, Native Elder Research Center (NERC)	1	\$19,528	\$75,885
San Diego State University Research Foundation (SDSURF)	1	\$35,541	\$58,541
VI Resource Conservation & Development	1	\$0	\$56,761
California Campus Compact (CCC)/SFSU	1	\$0	\$50,000
California Center for Sustainable Energy (CCSE)	1	\$42,517	\$42,517
Alliance for Peacebuilding	1	\$31,800	\$31,800
Pacific Gateway Group	1	\$4,312	\$30,800
University of California, Irvine	2	\$0	\$15,000
Northern Kentucky University Research Foundation (NKURF)	1	\$10,828	\$10,828
California Department of Education	1	\$8,808	\$8,808
La Jolla Golden Triangle Rotary Club Foundation	1	\$0	\$5,500
<b>Sub-Total</b>	<b>54</b>	<b>\$6,493,004</b>	<b>\$19,583,397</b>
<b>City/State Government Awards</b>			
District Attorney of San Diego County	1	\$0	\$1,200,000
County of San Diego	4	\$30,300	\$97,800
City of San Diego	2	\$190,000	\$654,844
San Diego Gas & Electric Company (SDG&E)	1	\$206,666	\$620,000
San Diego City Schools	1	\$0	\$450,000
iPod-Nano Cases Settlement Fund	1	\$12,787	\$226,360
The State Bar of California	3	\$125,523	\$211,727
OSHPD, Song-Brown Health Care	1	\$96,001	\$192,000
City of Chula Vista	1	\$0	\$82,945
County of San Diego Superintendent of Schools	1	\$3,317	\$53,317
State of California Parks and Recreation	1	\$0	\$50,000
City of Encinitas	1	\$0	\$23,645
City of Carlsbad	1	\$0	\$15,000
LA County Metro Authority	1	\$4,492	\$4,492
Cities of La Mesa and Santee	1	\$0	\$4,376
San Diego State University (SDSU)	1	\$3,529	\$3,529
City of Oceanside	1	\$1,090	\$1,090
San Diego State University (SDSU)	3	\$3,529	\$11,420
Cities of La Mesa and Santee	1	\$0	\$4,376
<b>Sub-Total</b>	<b>23</b>	<b>\$673,705</b>	<b>\$3,891,125</b>

Funder	Number of New and Continuing Awards	Award Dollars in FY 2010-2011	Total Award Dollars
<b>Private Awards</b>			
James Irvine Foundation	1	\$800,000	\$800,000
Research Corporation	4	\$118,924	\$611,681
The California Wellness Foundation	2	\$76,758	\$580,000
Henry Luce Foundation	1	\$116,997	\$586,380
Stuart Foundation	1	\$150,000	\$426,194
John D. and Catherine T. MacArthur Foundation	1	\$100,000	\$275,000
The Fletcher Jones Foundation	1	\$0	\$250,000
W. M. Keck Foundation	1	\$0	\$250,000
Fred J. Hansen Foundation	2	\$210,000	\$248,000
The ALSAM Foundation a Utah Trust	1	\$0	\$211,900
The Hewlett Foundation	2	\$100,000	\$200,000
TCLS	1	\$0	\$120,566
The Foundation for Enterprise Development	1	\$0	\$100,000
The Camille and Henry Dreyfus Foundation	2	\$78,500	\$78,500
Jonas Family Fund	1	\$60,000	\$60,000
Open Society Institute (OSI), FPOS	1	\$0	\$60,000
San Diego Gas & Electric (SDG&E)	1	\$60,000	\$60,000
ACS, Petroleum Research Fund (PRF)	1	\$4,425	\$50,000
Price Family Charitable Fund	1	\$0	\$49,000
The San Diego Public Library Foundation	1	\$28,000	\$40,000
The San Diego Foundation, Blasker Fund	1	\$35,916	\$35,916
American Council of Learned Societies (ACLS)	1	\$0	\$35,000
Nutrition Research Project	1	\$25,000	\$25,000
ASIANetwork	1	\$0	\$22,400
Longview Foundation	1	\$0	\$20,000
John Templeton Foundation	1	\$4,655	\$17,183
Voice's for America's Children	1	\$5,250	\$15,000
Charles G. Koch Charitable Foundation	1	\$10,303	\$10,303
California Council for the Humanities	1	\$10,000	\$10,000
San Diego County Bar Foundation	1	\$0	\$10,000
American Organization of Nurse Executives	1	\$7,200	\$7,200
The Simon-Strauss Foundation	1	\$4,000	\$4,000
Lilburn Corporation	1	\$0	\$3,810
Yokogawa Electric Corporation	1	\$3,500	\$3,500
The Mathematical Association of America	1	\$2,912	\$2,912
<b>Sub-Total</b>	<b>41</b>	<b>\$1,212,340</b>	<b>\$5,289,445</b>
<b>International Awards</b>			
Open Society Initiative for West Africa (OSIWA)	1	\$0	\$100,030
UN Trust Fund - UN Women	2	\$16,920	\$19,742
Institute for Mexicans Abroad (IME)/BECAS	1	\$10,000	\$10,000
French Military Academy St. Cyr	1	\$2,956	\$2,956
<b>Sub-Total</b>	<b>5</b>	<b>\$29,876</b>	<b>\$132,728</b>
<b>Total</b>	<b>123</b>	<b>\$8,408,925</b>	<b>\$28,896,695</b>

**NEW AND CONTINUING AWARDS, 2011-2012, ARRANGED BY DIVISION  
(Number of awards includes no-cost extensions)**

Division	Number of New Awards	New Award \$\$ Available in FY 11-12	Number of Continuing Awards	Continuing Award \$\$ Available in FY 11-12	Total Award \$\$ Available in FY 11-12
Administration	2	\$18,808	7	\$902,075	\$920,883
Arts & Sciences	14	\$1,581,585	31	\$1,758,962	\$3,340,547
Business	2	\$286,792	8	\$20,401	\$307,193
Peace Studies	4	\$358,720	5	100,000	\$458,720
Law	** , 12	\$488,909	15	\$353,411	\$842,320
Nursing	* , 6	\$1,157,928	3	\$671,314	\$1,829,242
SOLES	2	\$53,000	10	\$657,019	\$710,019
Student Affairs			2	\$0	\$0
<b>Totals</b>	<b>42</b>	<b>\$3,945,742</b>	<b>81</b>	<b>\$4,463,182</b>	<b>\$8,408,924</b>

\*Three (3) awards for \$1,065,728 were determined to be scholarships and turned over to Financial Aid.

\*\*One (1) award for \$4,000 was determined to be a gift and was turned over to Development.

There were 123 new and continuing awards during the Fiscal Year 2011-2012. The Office of Sponsored Programs managed 119 awards in total; 38 new awards and 81 continuing awards for a total of \$27,826,967 (multi-year amount). Two (2) of the new award managed by the Office of Sponsored Programs for \$70,000 were submitted by Development and determined to be grants. Additionally, three (3) awards were turned over to scholarship accounts for a total of \$1,065,728, and one (1) award, determined to be a gift, was turned over to development management for \$4,000.

**NEW AND CONTINUING AWARDS, 2011-2012, ARRANGED BY MANAGEMENT  
(Number of awards includes no-cost extensions)**

Managed by Department	Number of New Awards	New Award \$\$ Available in FY 11-12	Number of Continuing Awards	Continuing Award \$\$ Available in FY 11-12	Total Award \$\$ Available in FY 11-12
Sponsored Programs	*38	\$2,876,014	81	\$4,463,182	\$7,339,196
Financial Aid	3	\$1,065,728			\$1,065,728
Deleopment	1	\$4,000			\$4,000
<b>Totals</b>	<b>42</b>	<b>\$3,945,742</b>	<b>81</b>	<b>\$4,463,182</b>	<b>\$8,408,924</b>

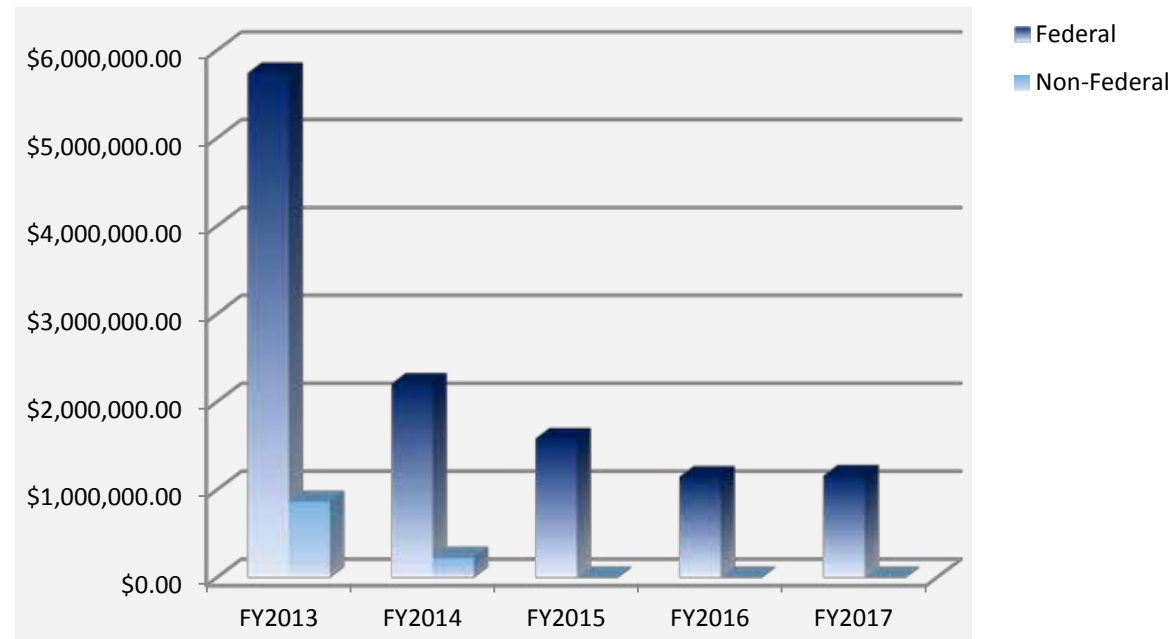
\*Two (2) awards for \$70,000 were submitted by Development and determined to be grants.

The University of San Diego Project Directors received 42 new awards in the Fiscal Year 2011-2012 for a total dollar value of \$3,945,742 and an additional \$309,745 in multi-year awards for a total of \$4,255,487 in the Fiscal Year. Of these, two (2) awards, submitted by Development, were determined to be grants for a total of \$70,000, three (3) awards submitted by Sponsored Programs were determined to be scholarships for \$1,065,728 and one (1) award submitted by Sponsored Programs was determined to be a gift for \$4,000.

**FISCAL YEAR 2011-2012 DOLLARS AWARDED BY PROJECT DIRECTOR  
(Top Twenty)**

Principal Investigator	Funder	Multi-Year Award Total
1. Sally Brosz Hardin, Nursing	Health Resources and Services Administration (HRSA)	\$1,000,000
2. Ming Huang, Engineering	National Science Foundation (NSF)	\$600,000
3. Mary Boyd, College of Arts & Sciences	National Science Foundation (NSF)	\$599,414
4. David De Haan, Chemistry	National Science Foundation (NSF)	\$337,508
5. Christopher Daley, Chemistry	National Science Foundation (NSF)	\$286,000
6. Dee Aker, KIPJ	Fred J. Hansen Foundtion	\$210,000
7. David Shirk, TBI	John D. and Catherine T. MacArthur Foundation	\$275,000
8. Susan Lord, Engineering	National Science Foundation	\$198,233
9. Robert Fellmeth, CAI and Elisa Weichel, CAI	The California Wellness Foundation	\$140,000
10. Sarah Gray, Marine Science	NOAA: Domestic Coral Reef Conservation	\$94,844
11. Rachel Blaser, Psychology	NIH: NIDA BSTART	\$94,404
12. Margaret Dalton, Legal Clinics	U.S. Department of Treasury (IRS)	\$85,500
13. Scott Anders, EPIC	SDG&E (Borrego Springs MicroGrid)	\$82,500
14. Margaret Dalton, Legal Clinics	The State Bar of California (Equal Access)	\$72,435
15. Jeremy Kua, Chemistry	The Camille and Henry Dreyfus Foundation, Inc.	\$60,000
16. Scott Anders, EPIC	SDG&E (City of San Diego CMAP)	\$60,000
17. Sally Brosz Hardin, Nursing	Jonas Family Fund	\$60,000
18. Margaret Dalton, Legal Clinics	The State Bar of California (IOLTA)	\$53,088
19. Sally Brosz Hardin, Nursing	Health Resources and Services Administration (HRSA)	\$52,880
20. Scott Anders, EPIC	California Center for Sustainable Energy (CCSE)	\$42,517

**PROJECT FUNDING FORECAST:  
FISCAL YEARS 2013-2017**



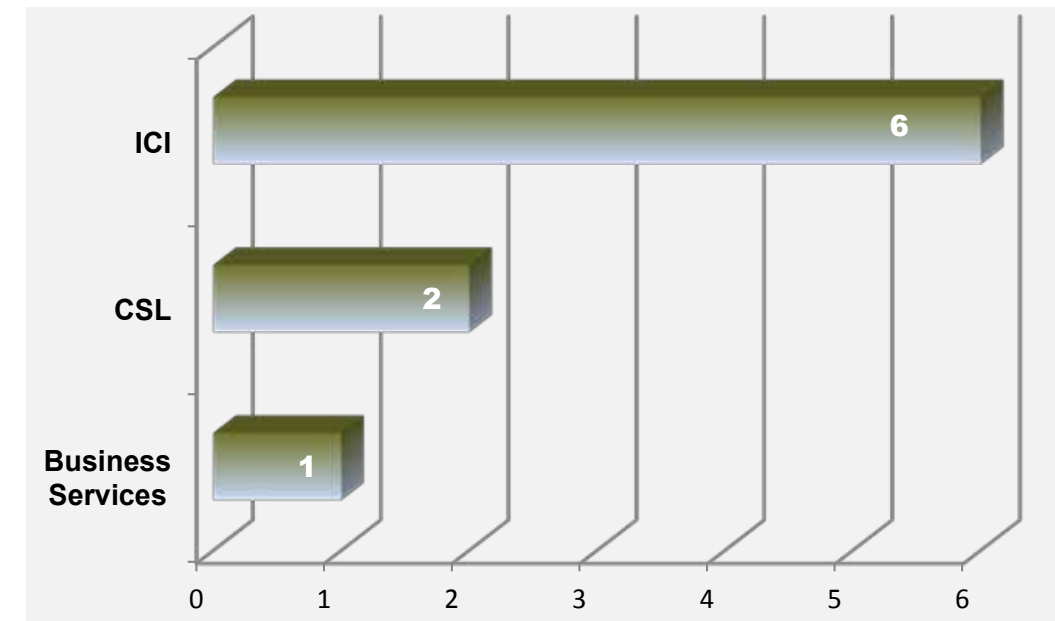
	FY 2013	FY 2014	FY 2015	FY 2016	FY 2017
Federal	\$5,742,473	\$2,207,844	\$1,581,185	\$1,150,000	\$1,163,000
Non-Federal	\$866,081	\$227,290			
<b>Total</b>	<b>\$6,608,554</b>	<b>\$2,435,174</b>	<b>\$1,581,185</b>	<b>\$1,150,000</b>	<b>\$1,163,000</b>

**ADMINISTRATION**

**NEW AND CONTINUING DOLLARS ARRANGED BY DEPARTMENT**

Administration Department	FY 11-12 Dollars	FY 12-13 Dollars	FY 13-14 Dollars	FY 14-15 Dollars	FY 15-16 Dollars	FY 16-17 Dollars
Business Services Administration	\$206,666					
Community Service Learning	\$4,312					
Institute of College Initiatives	\$709,905	\$488,206	\$488,206	\$408,206	\$250,000	\$250,000
<b>Total</b>	<b>\$920,883</b>	<b>\$488,206</b>	<b>\$488,206</b>	<b>\$488,206</b>	<b>\$250,000</b>	<b>\$250,000</b>

**NUMBER OF NEW AND CONTINUING DOLLARS IN FISCAL YEAR 2011-2012**



**NEW AND CONTINUING DOLLARS ARRANGED BY ACTIVITY**

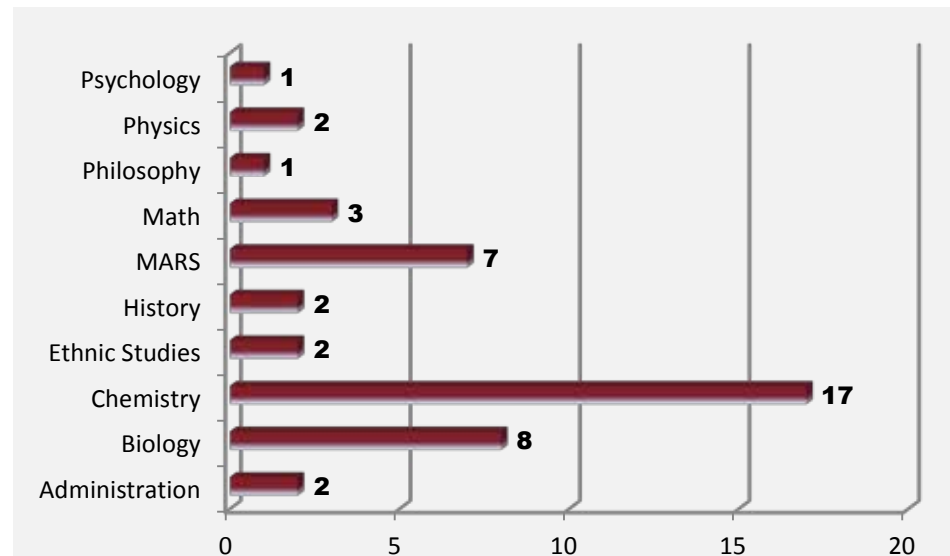
Administration Department	FY 11-12 Dollars	FY 12-13 Dollars	FY 13-14 Dollars	FY 14-15 Dollars	FY 15-16 Dollars	FY 16-17 Dollars
Instruction	\$206,666					
Service	\$4,312	\$488,206	\$488,206	\$488,206	\$250,000	\$250,000
Training	\$709,905					
<b>Total</b>	<b>\$920,883</b>	<b>\$488,206</b>	<b>\$488,206</b>	<b>\$488,206</b>	<b>\$250,000</b>	<b>\$250,000</b>

**COLLEGE OF ARTS AND SCIENCES**

**NEW AND CONTINUING DOLLARS ARRANGED BY DEPARTMENT**

College of Arts and Sciences Department	FY 11-12 Dollars	FY 12-13 Dollars	FY 13-14 Dollars	FY 14-15 Dollars	FY 15-16 Dollars	FY 16-17 Dollars
Administration	\$599,414					
Biology	\$365,215	\$653,519	\$149,463			
Chemistry	\$1,434,720	\$357,845	\$128,989			
Ethnic Studies	\$29,528	\$65,700				
Fine Arts		\$25,000				
History	\$0					
Marine Science	\$603,104	\$1,437,335	\$1,081,351	\$965,000	\$900,000	\$913,000
Math	\$149,347	\$167,141	\$76,249			
Philosophy	\$10,303	\$11,000				
Physics	\$54,512	\$170,315	\$113,536	\$127,979		
Psychology	\$94,404					
<b>Total</b>	<b>\$3,340,547</b>	<b>\$2,887,885</b>	<b>\$1,549,588</b>	<b>\$1,092,979</b>	<b>\$900,000</b>	<b>\$913,000</b>

**NUMBER OF NEW AND CONTINUING DOLLARS IN FISCAL YEAR 2011-2012**



**NEW AND CONTINUING DOLLARS ARRANGED BY ACTIVITY**

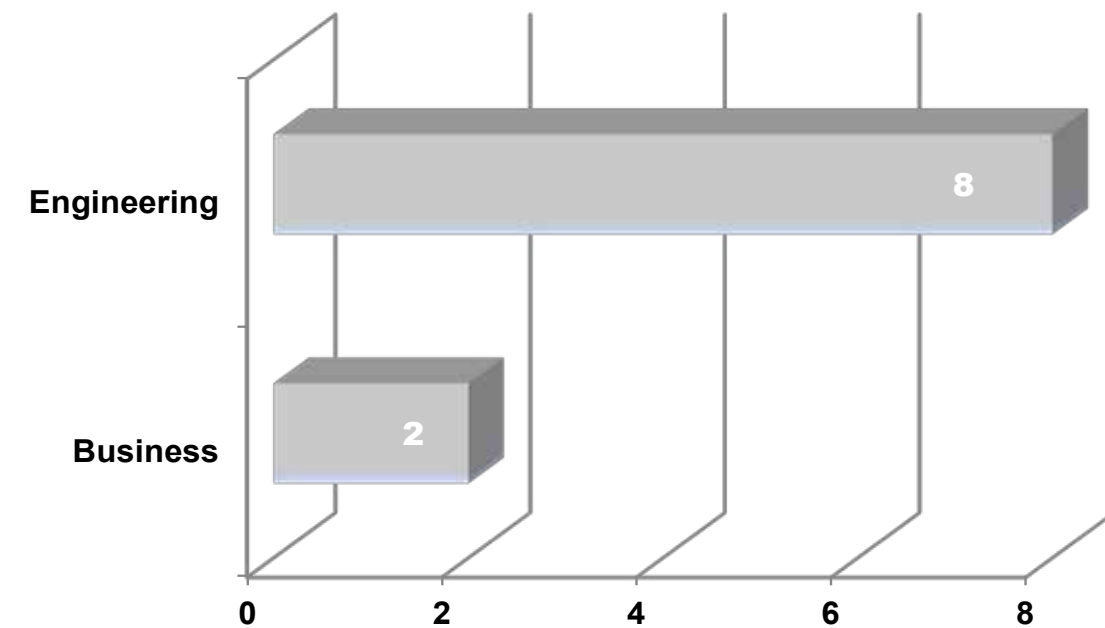
College of Arts and Sciences Activity	FY 11-12 Dollars	FY 12-13 Dollars	FY 13-14 Dollars	FY 14-15 Dollars	FY 15-16 Dollars	FY 16-17 Dollars
Equipment	\$286,00	\$414,686				
Instruction	\$211,642	\$143,976	\$128,989			
Research	\$1,745,909	\$1,878,850	\$1,194,887	\$1,092,979	\$900,000	\$913,000
Service	\$1,097,004	\$450,343	\$255,712			
<b>Total</b>	<b>\$3,340,547</b>	<b>\$2,887,855</b>	<b>\$1,549,588</b>	<b>\$1,092,979</b>	<b>\$900,000</b>	<b>\$913,000</b>

**SCHOOL OF BUSINESS ADMINISTRATION**

**NEW AND CONTINUING DOLLARS ARRANGED BY DEPARTMENT**

School of Business Administration Department	FY 11-12 Dollars	FY 12-13 Dollars	FY 13-14 Dollars	FY 14-15 Dollars	FY 15-16 Dollars	FY 16-17 Dollars
Business	\$0					
Engineering	\$307,193	\$511,411				
<b>Total</b>	<b>\$307,193</b>	<b>\$511,411</b>				

**NUMBER OF NEW AND CONTINUING DOLLARS IN FISCAL YEAR 2011-2012**



**NEW AND CONTINUING DOLLARS ARRANGED BY ACTIVITY**

School of Business Administration Activity	FY 11-12 Dollars	FY 12-13 Dollars	FY 13-14 Dollars	FY 14-15 Dollars	FY 15-16 Dollars	FY 16-17 Dollars
Instruction	\$20,401					
Research	\$155,130	\$43,103				
Service	\$131,662	\$468,338				
<b>Total</b>	<b>\$307,193</b>	<b>\$511,411</b>				

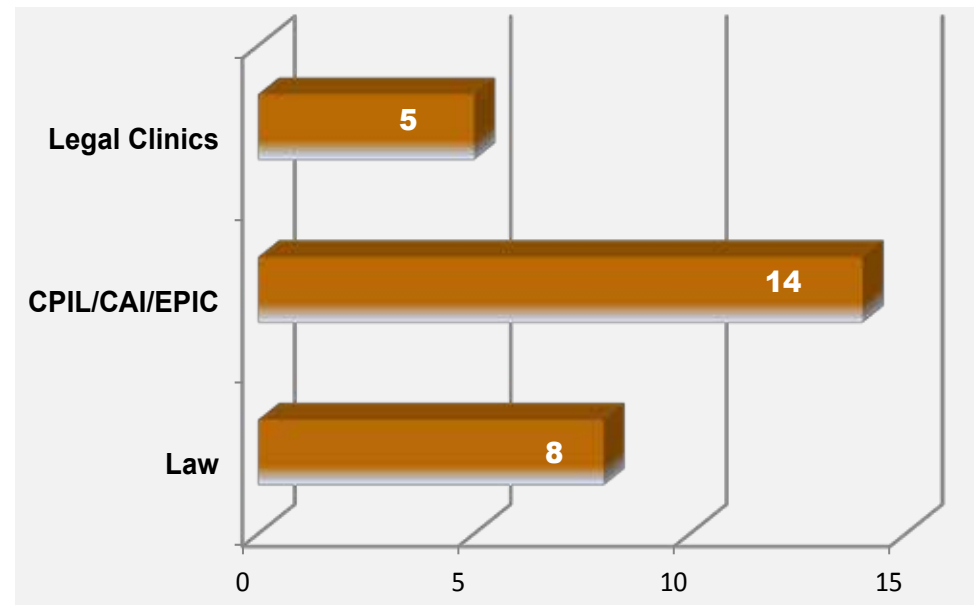


**SCHOOL OF LAW**

**NEW AND CONTINUING DOLLARS ARRANGED BY DEPARTMENT**

School of Law Department	FY 11-12 Dollars	FY 12-13 Dollars	FY 13-14 Dollars	FY 14-15 Dollars	FY 15-16 Dollars	FY 16-17 Dollars
Law	\$344,485	\$246,505	\$5,300			
CPIL/CAI/EPIC	\$287,312	\$197,242				
Legal Clinics	\$210,523	\$65,276				
<b>Total</b>	<b>\$842,320</b>	<b>\$420,033</b>	<b>\$5,300</b>			

**NUMBER OF NEW AND CONTINUING DOLLARS IN FISCAL YEAR 2011-2012**

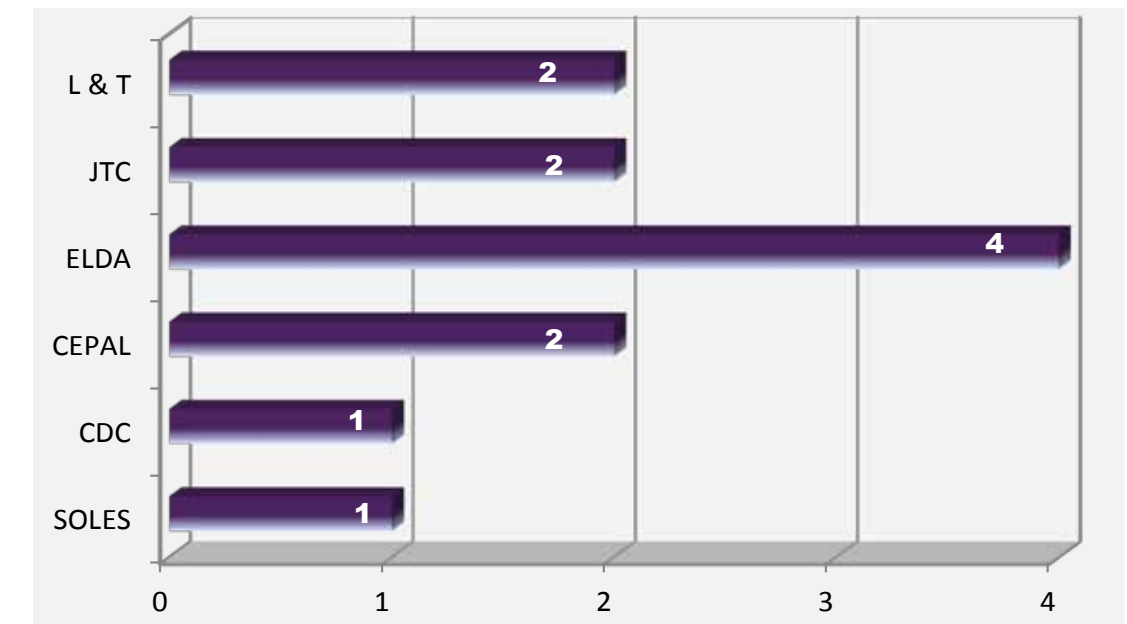


**SCHOOL OF LEADERSHIP AND EDUCATION SCIENCES**

**NEW AND CONTINUING DOLLARS ARRANGED BY DEPARTMENT**

SOLES Department	FY 11-12 Dollars	FY 12-13 Dollars	FY 13-14 Dollars	FY 14-15 Dollars	FY 15-16 Dollars	FY 16-17 Dollars
CDC	\$4,655					
CEPAL	\$28,000	\$37,000				
ELDA	\$175,000					
JTC	\$499,047	\$499,079	\$299,079			
Learning and Teaching (L & T)	\$3,317					
SOLES	\$0					
<b>Total</b>	<b>\$710,019</b>	<b>\$563,079</b>	<b>\$299,079</b>			

**NUMBER OF NEW AND CONTINUING DOLLARS IN FISCAL YEAR 2011-2012**



**NEW AND CONTINUING DOLLARS ARRANGED BY ACTIVITY**

School of Law Activity	FY 11-12 Dollars	FY 12-13 Dollars	FY 13-14 Dollars	FY 14-15 Dollars	FY 15-16 Dollars	FY 16-17 Dollars
Research	\$188,517	\$45,000				
Service	\$509,237	\$375,033	\$5,300			
Training	\$144,566					
<b>Total</b>	<b>\$842,320</b>	<b>\$420,033</b>	<b>\$5,300</b>			

**NEW AND CONTINUING DOLLARS ARRANGED BY ACTIVITY**

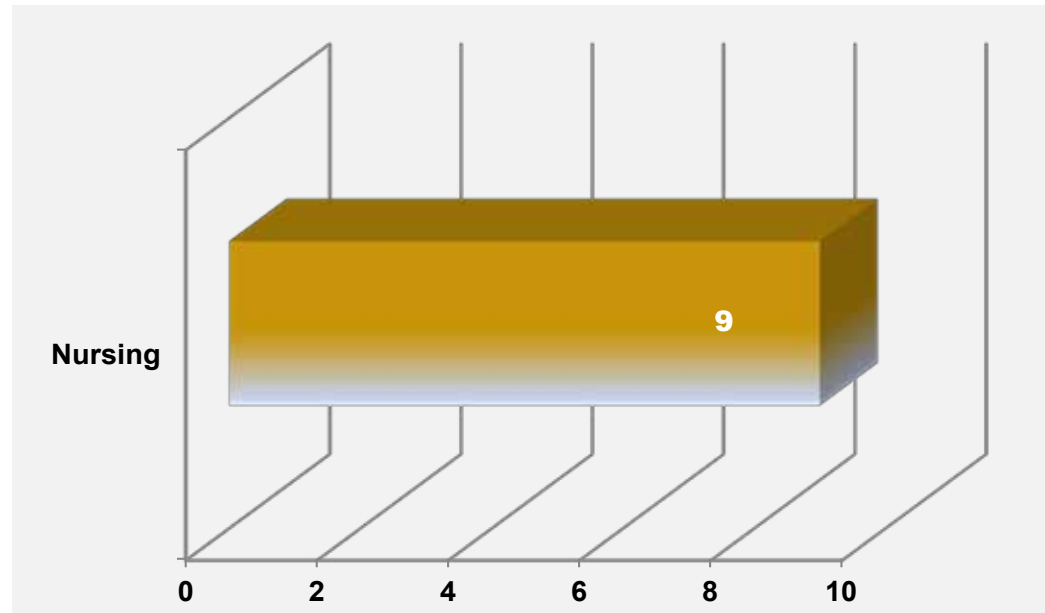
SOLES Activity	FY 11-12 Dollars	FY 12-13 Dollars	FY 13-14 Dollars	FY 14-15 Dollars	FY 15-16 Dollars	FY 16-17 Dollars
Instruction	\$150,000					
Research		\$25,000				
Service	\$57,655	\$12,000				
Training	\$502,364	\$499,079	\$299,079			
<b>Total</b>	<b>\$710,019</b>	<b>\$536,079</b>	<b>\$299,079</b>			

**SCHOOL OF NURSING**

**NEW AND CONTINUING DOLLARS ARRANGED BY DEPARTMENT**

Nursing Department	FY 11-12 Dollars	FY 12-13 Dollars	FY 13-14 Dollars	FY 14-15 Dollars	FY 15-16 Dollars	FY 16-17 Dollars
Nursing	\$1,829,241	\$1,622,323	\$18,000			
<b>Total</b>	<b>\$1,829,241</b>	<b>\$1,622,323</b>	<b>\$18,000</b>			

**NUMBER OF NEW AND CONTINUING DOLLARS IN FISCAL YEAR 2011-2012**



**NEW AND CONTINUING DOLLARS ARRANGED BY ACTIVITY**

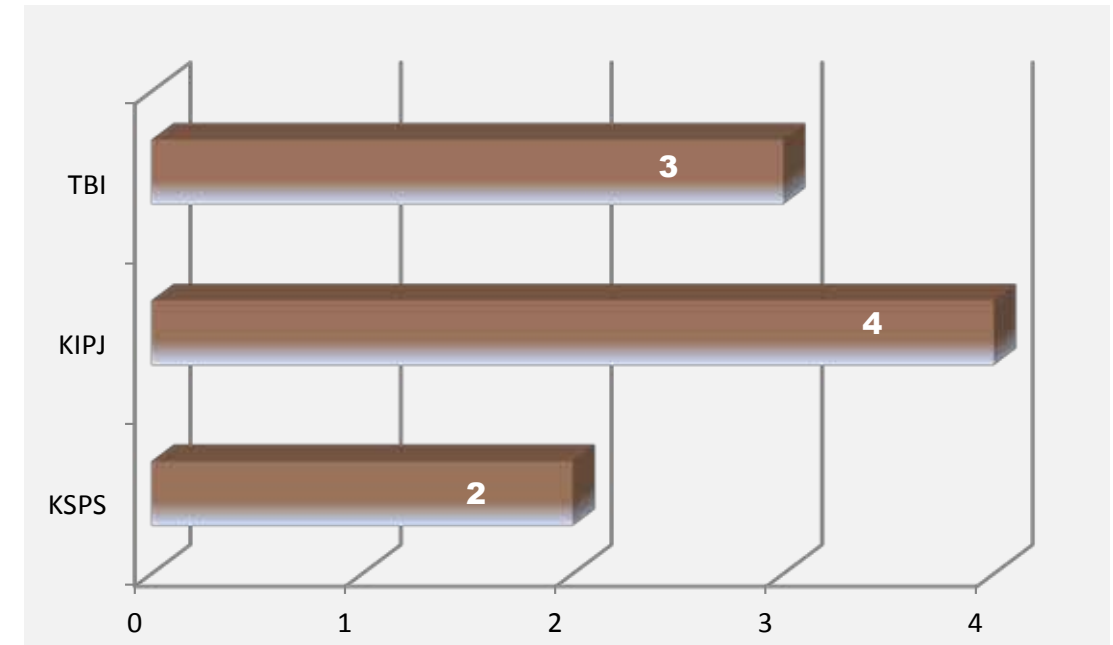
Nursing Activity	FY 11-12 Dollars	FY 12-13 Dollars	FY 13-14 Dollars	FY 14-15 Dollars	FY 15-16 Dollars	FY 16-17 Dollars
Equipment		\$24,644				
Instruction	\$95,000					
Research	\$607,538	\$579,679				
Service	\$1,072,823	\$1,000,000				
Training	\$52,880	\$18,000	\$18,000			
<b>Total</b>	<b>\$1,829,241</b>	<b>\$1,622,323</b>	<b>\$18,000</b>			

**SCHOOL OF PEACE STUDIES**

**NEW AND CONTINUING DOLLARS ARRANGED BY DEPARTMENT**

School of Peace Studies Department	FY 11-12 Dollars	FY 12-13 Dollars	FY 13-14 Dollars	FY 14-15 Dollars	FY 15-16 Dollars	FY 16-17 Dollars
KSPS	\$31,800					
KIPJ	\$226,920	\$50,000				
TBI	\$200,000	\$100,000	\$75,000			
<b>Total</b>	<b>\$458,720</b>	<b>\$150,000</b>	<b>\$75,000</b>			

**NUMBER OF NEW AND CONTINUING DOLLARS IN FISCAL YEAR 2011-2012**



**NEW AND CONTINUING DOLLARS ARRANGED BY ACTIVITY**

School of Peace Studies Activity	FY 11-12 Dollars	FY 12-13 Dollars	FY 13-14 Dollars	FY 14-15 Dollars	FY 15-16 Dollars	FY 16-17 Dollars
Research	\$248,720	\$100,000	\$75,000			
Service	\$210,000	\$50,000				
<b>Total</b>	<b>\$458,720</b>	<b>\$150,000</b>	<b>\$75,000</b>			