


Office of Sponsored Programs Annual Report

Fiscal Year 2011



11

Front Cover:

Top Row: Rachel Blaser (Psychology: NIH) (Photo by Colin Gilbert); Margaret Dalton and Jessi Betancourt (Legal Clinics: The State Bar of California and IRS); Middle Row: Lauren Benz (Chemistry: Research Corporation and Henry Luce Foundation); Rick Olson (Egineering: NSF); Bottom Row: Lukask Pruski and S-STEM Cohort (Math: NSF S-STEM); Dee Aker and Women Peacemakers (KIPJ: Fred J. Hansen Foundation)

Office of Sponsored Programs
5998 Alcalá Park, Maher Hall, Room 264
San Diego, CA 92110
Telephone: (619) 260-6825
Fax: (619) 260-2225
Email: research@sandiego.edu
Web: www.sandiego.edu/sponsored-programs/

Kimberlee Eudy
Director
Phone: (619) 260-7967
Email: keudy@sandiego.edu

Traci Merrill
Assistant Director
Phone: (619) 260-4600 ext. 2882
Email: tmerrill@sandiego.edu

Karen Molenda
Grants Manager
Phone: (619) 260-4600 ext. 2006
Email: molenda@sandiego.edu

Joanne Draper
Executive Assistant
Phone: (619) 260-4600 ext. 2885
Email: jdraper@sandiego.edu

TABLE OF CONTENTS

Proposal Overview	1
-----	-----
Award Overview	2
-----	-----
Administration	8
-----	-----
College of Arts and Sciences	10
-----	-----
School of Business Administration	11
-----	-----
School of Law	12
-----	-----
School of Leadership and Education Sciences	13
-----	-----
Hahn School of Nursing and Health Science	14
-----	-----
Joan B. Kroc School of Peace Studies	16
-----	-----
Student Affairs	17

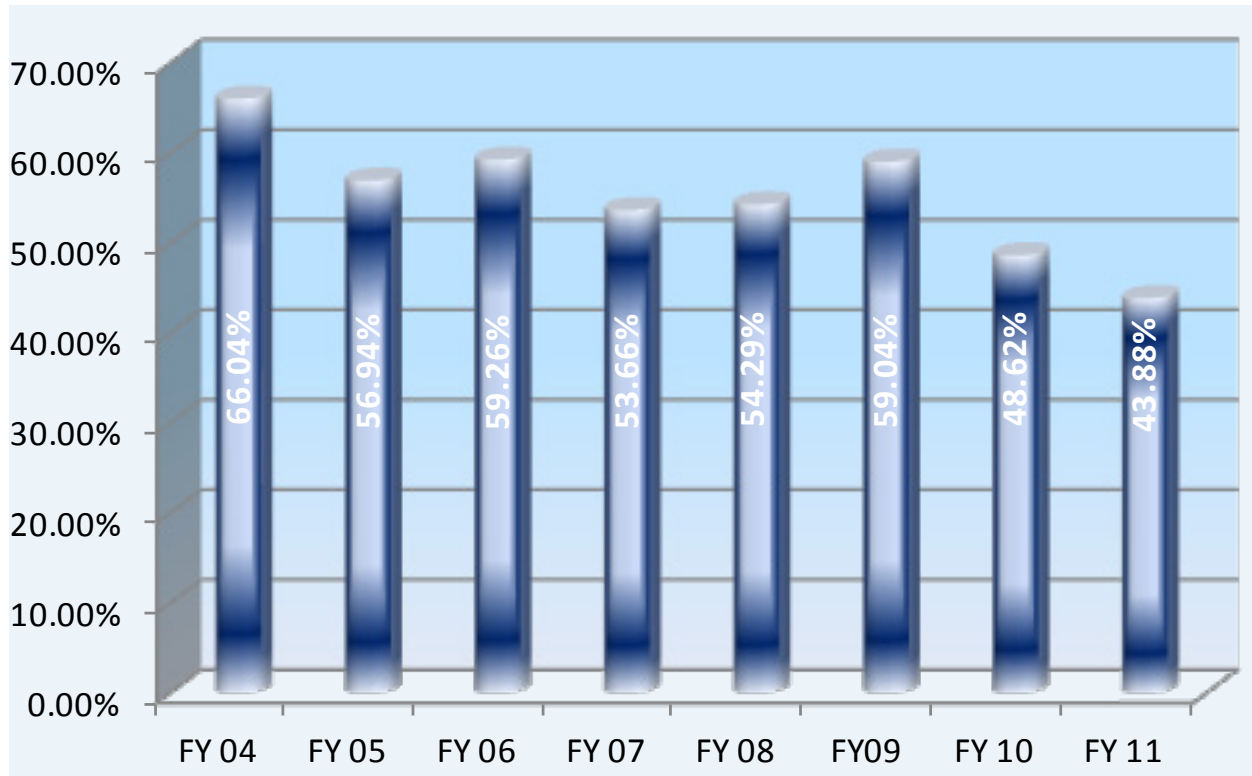
PROPOSAL OVERVIEW

During the period between July 1, 2010 and June 30, 2011 the University of San Diego faculty and administrators submitted 98 federal, state/city, private and international proposals for research, training, scholarship and service. The total amount requested by all units was \$22,630,202. Of the 98 proposals submitted 43.88% were awarded, 37.76% were declined, 1.02% were blended with an existing project and 17.35% are pending.

GRANT AND CONTRACT PROPOSALS SUBMITTED, ARRANGED BY FUNDER

Source of Funds	Fiscal Year 2010 (7/1/09-6/30/10)		Fiscal Year 2011 (7/1/10-6/30/11)	
	Proposals Submitted	Amount Requested	Proposals Submitted	Amount Requested
Federal	39	\$16,792,584	47	\$17,542,366
City/State	18	\$2,094,308	18	\$2,312,056
Private	47	\$4,305,153	28	\$2,120,759
International	5	\$289,130	5	\$655,021
Totals	109	\$23,481,175	98	\$22,630,202

PERCENT OF PROPOSALS AWARDED BY FISCAL YEAR



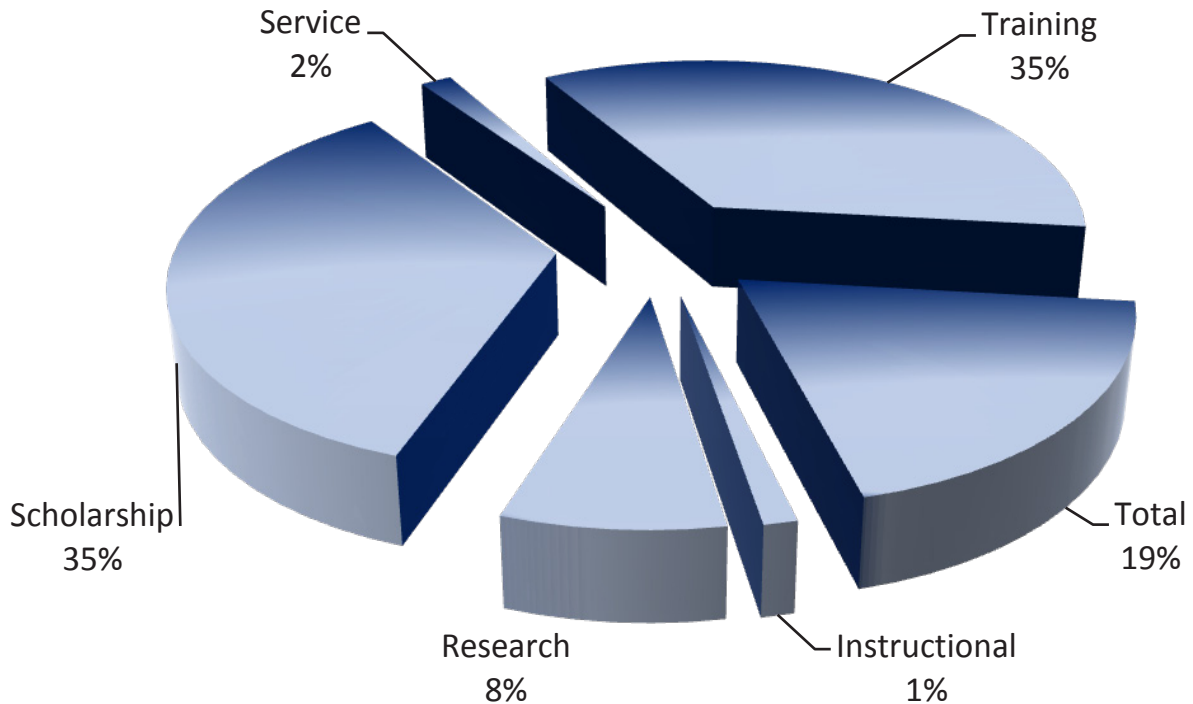
PROPOSALS SUBMITTED, ARRANGED BY DIVISION

Source of Funds	Fiscal Year 2010 (7/1/09-6/30/10)		Fiscal Year 2011 (7/1/10-6/30/11)	
	Proposals Submitted	Amount Requested	Proposals Submitted	Amount Requested
Administration	9	\$2,665,378	4	\$392,302
Arts & Sciences	42	\$9,435,065	41	\$7,584,481
Business	3	\$4,130,286	7	\$2,631,230
Law	19	\$1,255,624	17	\$2,270,224
SOLES	14	\$1,527,898	7	\$1,963,849
Nursing	10	\$2,610,000	12	\$4,994,838
Peace Studies	12	\$1,856,924	9	\$2,783,278
Student Affairs			1	\$10,000
Totals	109	\$23,481,175	98	\$22,630,202

AWARD OVERVIEW

During the fiscal year the University received 129 new and continuing multi-year awards totaling \$29,059,710. Of these awards \$350,000 was for equipment; \$2,279,227 for instruction; \$10,186,886 for research; \$450,000 for scholarship; \$10,177,798 for service and \$5,615,798 for training. The chart below further breaks down each activity by percentage.

PERCENT OF ACTIVITY TYPE, ARRANGED BY ACTIVITY



NEW AND CONTINUING AWARDS, 2010-2011, ARRANGED BY FUNDER
(Number of awards includes no-cost extensions)

Funder	Number of New and Continuing Awards	Award Dollars in FY 2010-2011	Total Award Dollars
Federal Awards (includes Federal Flow Through)			
U.S. Department of Education	8	\$1,502,036	\$7,035,486
National Science Foundation (NSF)	17	\$1,508,141	\$6,047,263
National Institutes of Health (NIH)	4	\$615,226	\$3,522,227
Health Resources and Services Administration (HRSA)	4	\$1,258,959	\$1,264,592
U.S. Agency for International Development (USAID)	1	\$150,075	\$450,000
U.S. Department of Treasury (IRS)	2	\$79,000	\$163,547
National Oceanic and Atmospheric Administration (NOAA)	3	\$49,999	\$156,482
TEC/Department of Defense (DOD)	1	\$0	\$76,000
Native Elder Research Center (NERC)/University of Colorado, Denver	1	\$37,548	\$56,357
San Diego State University Research Foundation (SDSURF)	2	\$23,000	\$51,748
California Campus Compact/San Francisco State University (SFSU)	1	\$25,000	\$50,000
Pacific Gateway Group/San Diego Housing Commission	1	\$26,488	\$30,800
Congressional Research Service	1	\$16,322	\$16,322
University of California Irvine (UC Irvine)	2	\$15,000	\$15,000
U.S. Geological Survey (USGS)	1	\$0	\$10,378
California Department of Education	1	\$7,602	\$7,602
La Jolla Golden Triangle Rotary Club Foundation	1	\$0	\$5,500
Sub-Total	51	\$5,314,396	\$18,959,304

City/State Government Awards			
District Attorney of San Diego County	1	\$0	\$1,200,000
SDG&E/California Public Utilities Commission	1	\$206,667	\$620,000
City of San Diego	2	\$277,000	\$464,844
San Diego City Schools	1	\$0	\$450,000
State of California, OShPD, Song-Brown Program	2	\$215,999	\$432,000
BRG Consulting, Inc.	1	\$0	\$280,447
iPod Nano Cases Settlement Fund	1	\$213,573	\$213,574
The State Bar of California	3	\$143,066	\$210,263
County of San Diego	6	\$45,683	\$172,800
Cajon Valley School District	1	\$99,500	\$99,500
San Diego County Superintendent of Schools	1	\$35,000	\$85,000
City of Chula Vista	1	\$0	\$82,945
State of California Parks and Recreation	1	\$50,000	\$50,000
City of Encinitas	1	\$0	\$23,645
City of Carlsbad	1	\$15,000	\$15,000
City of Coronado Police Department	1	\$0	\$12,958
San Diego State University (SDSU)	3	\$3,529	\$11,420
Cities of La Mesa and Santee	1	\$0	\$4,376
Sub-Total	29	\$1,305,017	\$4,428,772

Funder	Number of New and Continuing Awards	Award Dollars in FY 2010-2011	Total Award Dollars
Private Awards			
James Irvine Foundation	1	\$800,000	\$800,000
Henry Luce Foundation	1	\$111,426	\$586,380
Research Corporation	3	\$122,274	\$576,681
The William and Flora Hewlett Foundation	2	\$100,000	\$500,000
The California Wellenss Foundation	1	\$150,000	\$450,000
Stuart Foundation	1	\$150,000	\$426,194
The Fletcher Jones Foundation	2	\$250,000	\$274,000
The Fred J Hansen Foundation	2	\$243,000	\$273,000
W M Keck Foundation	1	\$250,000	\$250,000
The ALSAM Foundation a Utah Trust	1	\$0	\$211,900
Robert Wood Johnson Foundation	2	\$15,847	\$186,730
San Diego Public Library Foundation	1	\$80,750	\$130,750
The Chaparral Lands Conservancy (TCLC)	1	\$81,160	\$120,566
The Foundation for Enterprise Development	1	\$0	\$100,000
American Chemical Society (ACS), Petroleum Research Fund (PRF)	2	\$45,575	\$93,735
Open Society Institute (OSI)	2	\$85,000	\$85,000
The State Bar of California	2	\$16,644	\$65,183
The San Diego Foundation, Blasker Fund	1	\$53,250	\$53,250
Price Family Charitable Fund	1	\$49,000	\$49,000
The Tinker Foundation	1	\$0	\$45,000
American Council of Learned Societies (ACLS)	1	\$35,000	\$35,000
Dryfus Foundation	1	\$0	\$30,000
Gary and Mary West Foundation	1	\$24,000	\$24,000
ASIANetwork	1	\$22,400	\$22,400
Longview Foundation	1	\$0	\$20,000
John Templeton Foundation	1	\$4,754	\$17,183
United Way	1	\$16,000	\$16,000
Voices for America's Children	1	\$9,750	\$15,000
CCLDIF/Hewlett Foundation	1	\$0	\$14,400
Charles G. Koch Charitable Foundation	2	\$9,320	\$13,320
San Diego County Bar Foundation	1	\$10,000	\$10,000
Stanford Agreement	1	\$0	\$8,000
The World Federalist Movement-Institute for Global Policy (WFM-IGP)	1	\$5,000	\$5,000
Woodrow Wilson International Center for Scholars/Smith Richardson Foundation, Inc	1	\$0	\$4,000
Lilburn Corporation	1	\$3,810	\$3,810
Sub-Total	44	\$2,743,960	\$5,515,482
International Awards			
Open Society Initiative for West Africa	1	\$0	\$100,030
American Academy in Rome	1	\$0	\$25,000
Institute for Mexicans Abroad (IME)/UC Berkely	1	\$20,000	\$20,000
French Military Academy St. Cyr	1	\$8,300	\$8,300
UN Trust Fund - UN Women	1	\$2,822	\$2,822
Sub-Total	5	\$31,122	\$156,152

**NEW AND CONTINUING AWARDS, 2010-2011, ARRANGED BY DIVISION
(Number of awards includes no-cost extensions)**

Division	Number of New Awards	New Award \$\$ Available in FY 10-11	Number of Continuing Awards	Continuing Award \$\$ Available in FY 10-11	Total Award \$\$ Available in FY 10-11
Administration	4	\$292,296	6	\$706,667	\$998,963
Arts & Sciences	14	\$1,308,953	28	\$959,671	\$2,268,624
Business	0	\$0	8	\$431,516	\$339,329
Peace Studies	6	\$384,144	6	\$68,000	\$452,144
Law	11	\$661,168	14	\$530,249	\$1,191,417
Nursing	*, 6	\$1,373,202	6	\$736,982	\$2,110,184
SOLES	** , 6	\$1,258,579	12	\$668,068	\$1,926,647
Student Affairs	2	\$15,000	0	\$0	\$15,000
Totals	49	\$5,293,342	80	\$4,101,153	\$9,394,495

*Three (3) awards for \$1,254,922 were determined to be scholarships and turned over to Financial Aid.

**One (1) award for \$16,000 was determined to be a service agreement and was turned over to SOLES.

There were 129 new and continuing awards during the Fiscal Year 2010-2011. The Office of Sponsored Programs managed 125 awards in total; 45 new awards and 80 continuing awards for a total of \$27,788,789 (multi-year amount). One (1) of the new award managed by the Office of Sponsored Programs for \$250,000 was submitted by Development and determined to be a grant. Additionally, three (3) awards were turned over to scholarship accounts for a total of \$1,254,933, and one (1) award, determined to be a service agreement, was turned over to SOLES management for \$16,000.

**NEW AND CONTINUING AWARDS, 2010-2011, ARRANGED BY MANAGEMENT
(Number of awards includes no-cost extensions)**

Managed by Department	Number of New Awards	New Award \$\$ Available in FY 10-11	Number of Continuing Awards	Continuing Award \$\$ Available in FY 10-11	Total Award \$\$ Available in FY 10-11
Sponsored Programs	*45	\$4,022,420	80	\$4,101,153	\$8,123,573
Financial Aid	3	\$1,254,922			\$1,254,922
SOLES	1	\$16,000			\$16,000
Totals	49	\$5,293,342	80	\$4,101,153	\$9,394,495

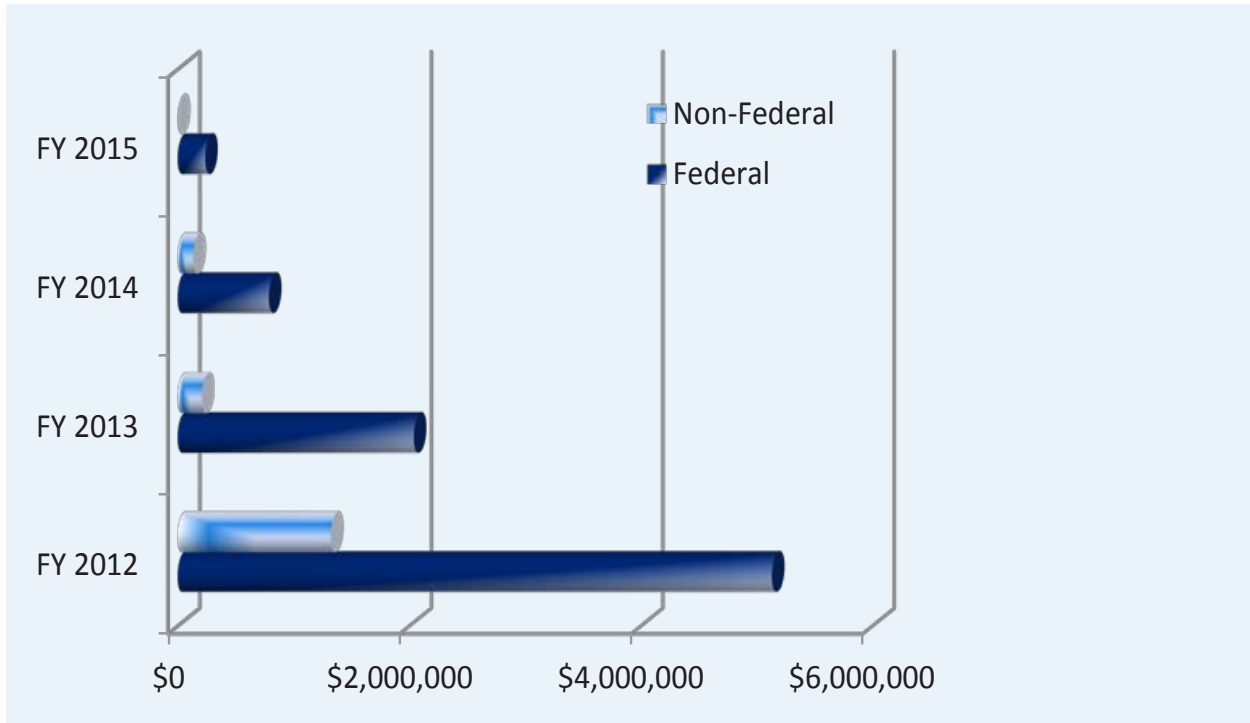
*One (1) award for \$250,000 was submitted by Development and determined to be a grant.

The University of San Diego Project Directors received 49 new awards in the Fiscal Year 2010-2011 for a total dollar value of \$5,293,342 and an additional \$4,101,153 in multi-year awards for a total of \$9,394,495 in the Fiscal Year. Of these, one (1) award, submitted by Development, was determined to be grant for a total of \$250,000, three (3) awards submitted by Sponsored Programs were determined to be scholarships for \$1,254,922 and one (1) award submitted by Sponsored Programs was determined to be a service agreement for \$16,000.

**FISCAL YEAR 2010-2011 DOLLARS AWARDED BY PROJECT DIRECTOR
(Top Twenty)**

	Principal Investigator	Funder	Multi-Year Award Total
1.	Michel Boudrias, MARS and Scott Anders, EPIC	National Science Foundation (NSF)	\$1,229,534
2.	Steve Gelb, SOLES, JTC	U.S. Department of Education	\$1,196,316
3.	Cynthia Villis, Institute of College Initiatives	U.S. Department of Education	\$1,191,030
4.	Sally Brosz Hardin, Nursing	Health Resources and Services Administration (HRSA)	\$1,168,550
5.	Rose Linda Martinez, SOLES, ELDA	The James Irvine Foundation	\$800,000
6.	Tim Clark, Chemistry	National Institutes of Health (NIH)	\$353,376
7.	Mary Boyd, College of Arts and Sciences	W.M. Keck Foundation	\$250,000
8.	Lisa Baird, Biology and Mary Boyd, College of Arts and Sciences	The Fletcher Jones Foundation	\$250,000
9.	Dee Aker, KIPJ	Fred J. Hansen Foundation	\$235,000
10.	Robert Fellmeth, CAI and Elisa Weichel, CAI	iPod Nano Cases Settlement Fund	\$213,573
11.	David Shirk, TBI	The William and Flora Hewlett Foundation	\$200,000
12.	Linda Urden, Nursing	State of California, OShPD	\$192,000
13.	Frank Kemerer, SOLES, CEPAL and Scott Himelstein, SOLES, CEPAL	Cajon Valley School District	\$99,500
14.	Margaret Dalton, Legal Clinics	The State Bar of California	\$86,204
15.	Scott Anders, EPIC	City of San Diego	\$85,000
16.	Sally Brosz Hardin, Nursing	Health Resources and Services Administration (HRSA)	\$80,543
17.	Margaret Dalton, Legal Clinics	U.S. Department of Treasury (IRS)	\$79,000
18.	Margaret Dalton, Legal Clinics	The State Bar of California	\$56,862
19.	Scott Anders, EPIC	The San Diego Foundation, Blasker Fund	\$53,250
20.	Lisa Baird, Biology	State of California, Department of Parks and Recreation	\$50,000

**PROJECT FUNDING FORECAST:
FISCAL YEARS 2012-2015**



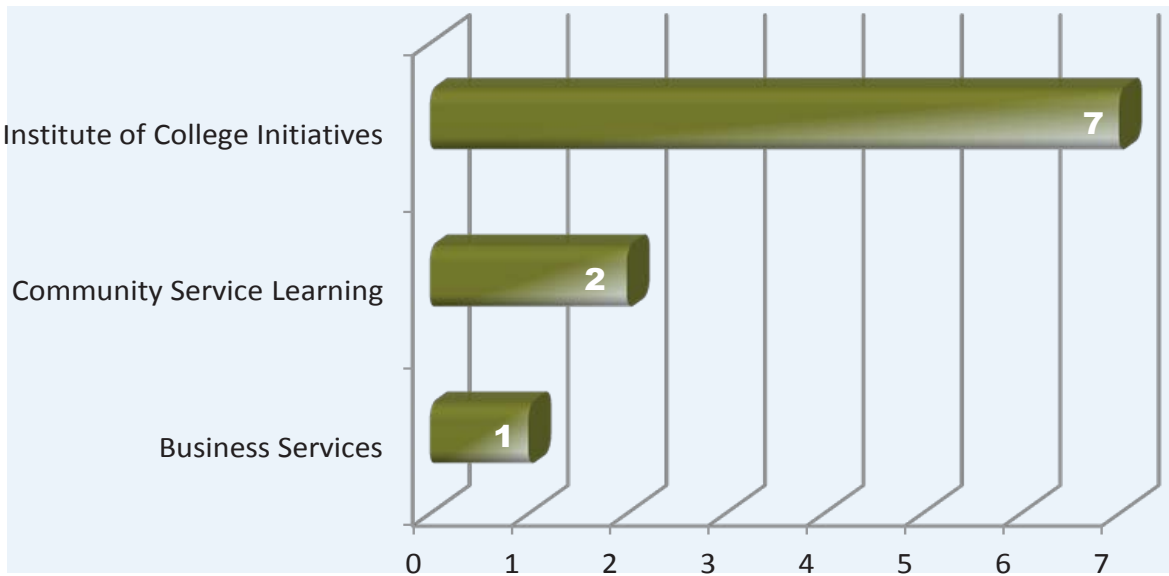
	FY 2012	FY 2013	FY 2014	FY 2015
Federal	\$5,133,578	\$2,039,741	\$788,348	\$238,206
Non-Federal	\$1,322,305	\$207,890	\$134,290	
Total	\$6,455,883	\$2,247,631	\$922,638	\$238,206

ADMINISTRATION

NEW AND CONTINUING DOLLARS ARRANGED BY DEPARTMENT

Administration Department	FY 10-11 Dollars	FY 11-12 Dollars	FY 12-13 Dollars	FY 13-14 Dollars	FY 14-15 Dollars
Business Services Administration	\$206,667	\$206,667			
Community Service Learning	\$51,488	\$4,312			
Institute of College Initiatives	\$740,808	\$455,822	\$238,206	\$238,206	\$238,206
Total	\$998,963	\$666,801	\$238,206	\$238,206	\$238,206

NUMBER OF NEW AND CONTINUING DOLLARS IN FISCAL YEAR 2010-2011



NEW AND CONTINUING DOLLARS ARRANGED BY ACTIVITY

Administration Department	FY 10-11 Dollars	FY 11-12 Dollars	FY 12-13 Dollars	FY 13-14 Dollars	FY 14-15 Dollars
Training	\$206,667	\$206,667			
Service	\$765,808	\$455,822	\$238,206	\$238,206	\$238,206
Instruction	\$26,488	\$4,312			
Total	\$998,963	\$666,801	\$238,206	\$238,206	\$238,206

LAUREN BENZ, PhD




The Henry Luce Foundation awarded Chemistry and Biochemistry, Professor Dr. Debbie Tahmassebi a five-year Clare Boothe Luce Professorship in 2009 in the amount of \$586,380.

Lauren Benz was then hired as the prestigious Clare Boothe Luce (CBL) Professor to fill the role of junior researcher on this career development grant. The CBL Professorship was funded to fulfill the wishes of its namesake, “to encourage women to enter, study, graduate, and teach” in science, math, and engineering.

**Congratulations
Lauren Benz, PhD**

**Awarded \$50,000 by
American Chemical Society,
Petroleum Research Fund**



Dr. Benz anticipates that her research: “Fundamental Investigation of the Role of Defects in Sulfur Removal Over Titanium Dioxide” will provide information that will impact the design of future catalysts. Restrictions on the sulfur content of fuels are tightening while supplies of light-weight fuels diminish. As a result better catalytic methods for sulfur removal will be required.

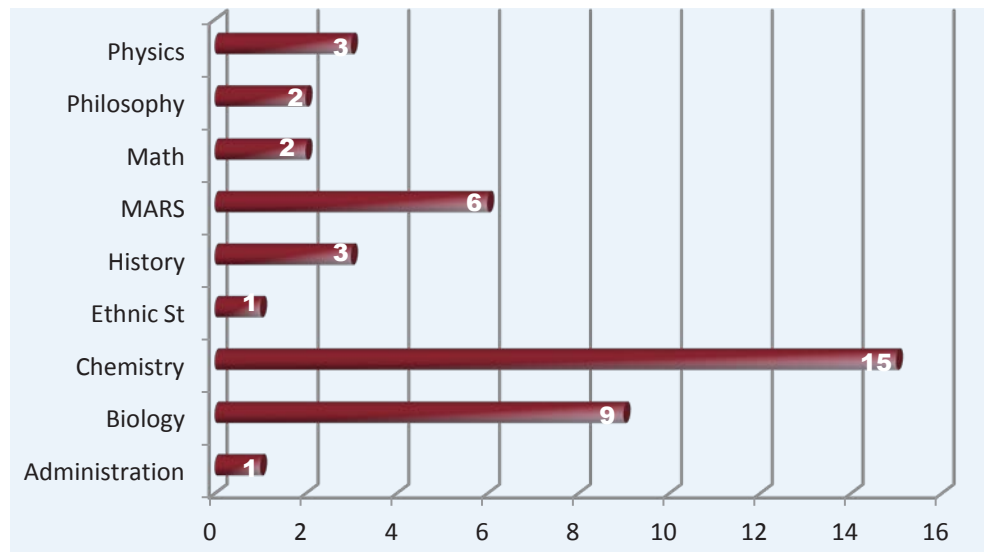


COLLEGE OF ARTS AND SCIENCES

NEW AND CONTINUING DOLLARS ARRANGED BY DEPARTMENT

College of Arts and Sciences Department	FY 10-11 Dollars	FY 11-12 Dollars	FY 12-13 Dollars	FY 13-14 Dollars
Administration	\$250,000			
Biology	\$407,970	\$344,643	\$238,833	\$149,463
Chemistry	\$469,276	\$1,007,884	\$179,845	\$128,990
Ethnic Studies	\$37,548			
History	\$57,400			
Marine Science	\$637,469	\$603,104	\$268,355	\$25,351
Math	\$161,823	\$10,303		
Philosophy	\$9,320	\$10,303		
Physics	\$237,818	\$54,512		
Psychology		\$94,404		
Total	\$2,268,624	\$2,258,329	\$833,025	\$380,053

NUMBER OF NEW AND CONTINUING DOLLARS IN FISCAL YEAR 2010-2011



NEW AND CONTINUING DOLLARS ARRANGED BY ACTIVITY

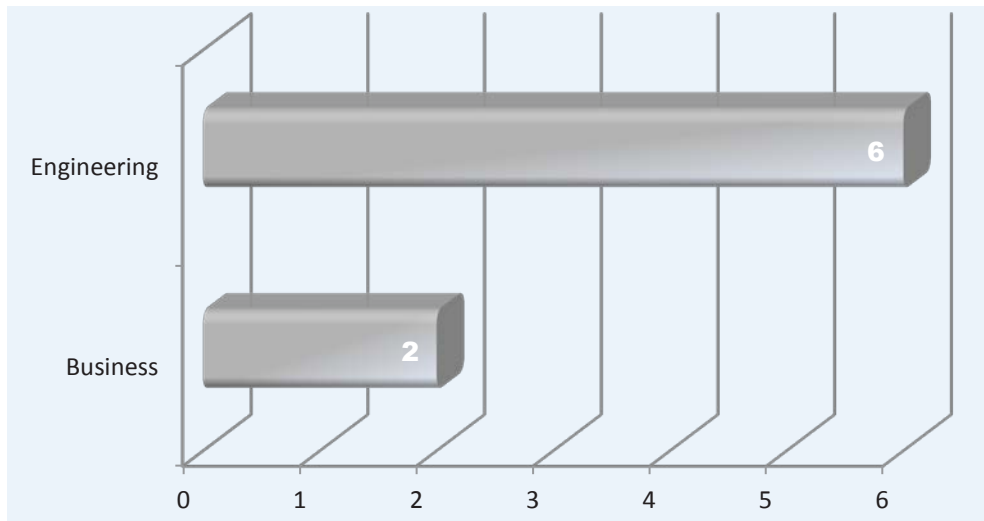
College of Arts and Sciences Activity	FY 10-11 Dollars	FY 11-12 Dollars	FY 12-13 Dollars	FY 13-14 Dollars
Equipment	\$250,000	\$286,000		
Instruction	\$206,479	\$211,642	\$122,847	\$128,990
Research	\$1,468,102	\$1,284,509	\$284,835	\$25,351
Service	\$346,043			
Training		\$476,178	\$425,343	\$225,712
Total	\$2,268,624	\$2,258,329	\$833,025	\$380,053

SCHOOL OF BUSINESS ADMINISTRATION

NEW AND CONTINUING DOLLARS ARRANGED BY DEPARTMENT

School of Business Administration Department	FY 10-11 Dollars	FY 11-12 Dollars	FY 12-13 Dollars
Business	\$92,187		
Engineering	\$339,239	\$307,193	\$43,103
Total	\$431,516	\$307,193	\$43,103

NUMBER OF NEW AND CONTINUING DOLLARS IN FISCAL YEAR 2010-2011



NEW AND CONTINUING DOLLARS ARRANGED BY ACTIVITY

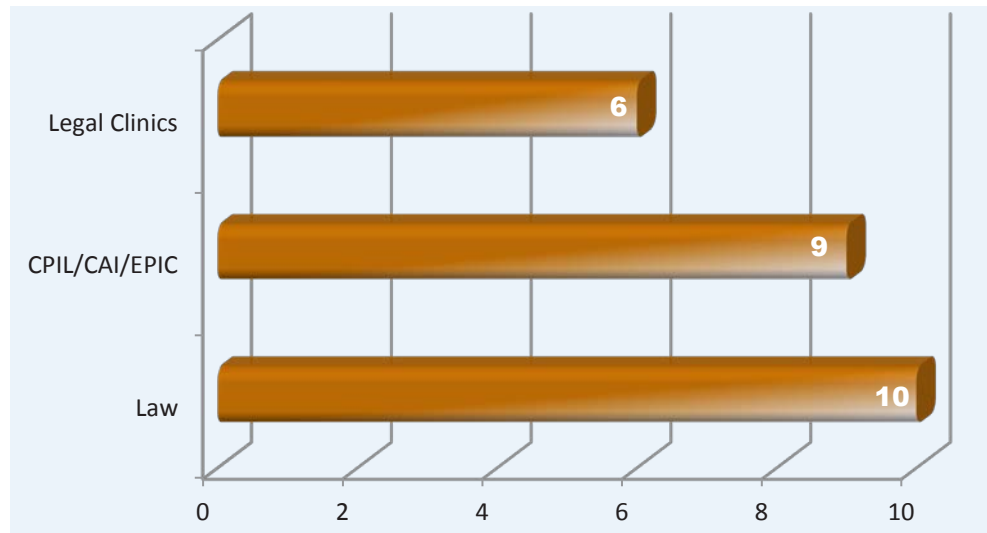
School of Business Administration Activity	FY 10-11 Dollars	FY 11-12 Dollars	FY 12-13 Dollars
Instruction	\$119,671	\$20,401	
Research	\$51,706	\$155,130	\$43,103
Service	\$125,000	\$131,662	
Training	\$135,139		
Total	\$431,516	\$307,193	\$43,103

SCHOOL OF LAW

NEW AND CONTINUING DOLLARS ARRANGED BY DEPARTMENT

School of Law Department	FY 10-11 Dollars	FY 11-12 Dollars	FY 12-13 Dollars	FY 13-14 Dollars
Law	\$367,134	\$153,396	\$5,300	\$5,300
CPIL/CAI/EPIC	\$585,573	\$164,508	\$63,242	
Legal Clinics	\$238,710	\$53,088		
Total	\$1,191,417	\$370,992	\$68,542	\$5,300

NUMBER OF NEW AND CONTINUING DOLLARS IN FISCAL YEAR 2010-2011



NEW AND CONTINUING DOLLARS ARRANGED BY ACTIVITY

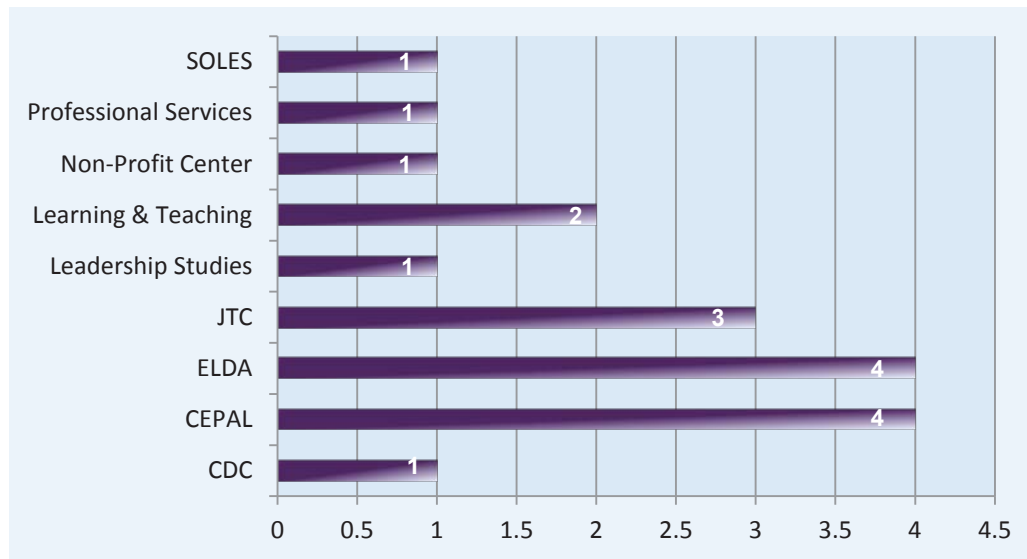
School of Law Activity	FY 10-11 Dollars	FY 11-12 Dollars	FY 12-13 Dollars	FY 13-14 Dollars
Research	\$169,097	\$82,500		
Service	\$872,245	\$143,926	\$68,542	\$5,300
Training	\$150,075	\$144,566		
Total	\$1,191,417	\$370,992	\$68,542	\$5,300

SCHOOL OF LEADERSHIP AND EDUCATION SCIENCES

NEW AND CONTINUING DOLLARS ARRANGED BY DEPARTMENT

SOLES Department	FY 10-11 Dollars	FY 11-12 Dollars	FY 12-13 Dollars	FY 13-14 Dollars
CDC	\$4,754	\$4,655		
CEPAL	\$204,250			
ELDA	\$970,000	\$175,000		
JTC	\$696,643	\$499,047	\$499,079	\$299,079
Learning and Teaching	\$35,000	\$35,000		
Non-Profit Center	\$16,000			
Total	\$1,926,647	\$713,702	\$499,079	\$299,079

NUMBER OF NEW AND CONTINUING DOLLARS IN FISCAL YEAR 2010-2011



NEW AND CONTINUING DOLLARS ARRANGED BY ACTIVITY

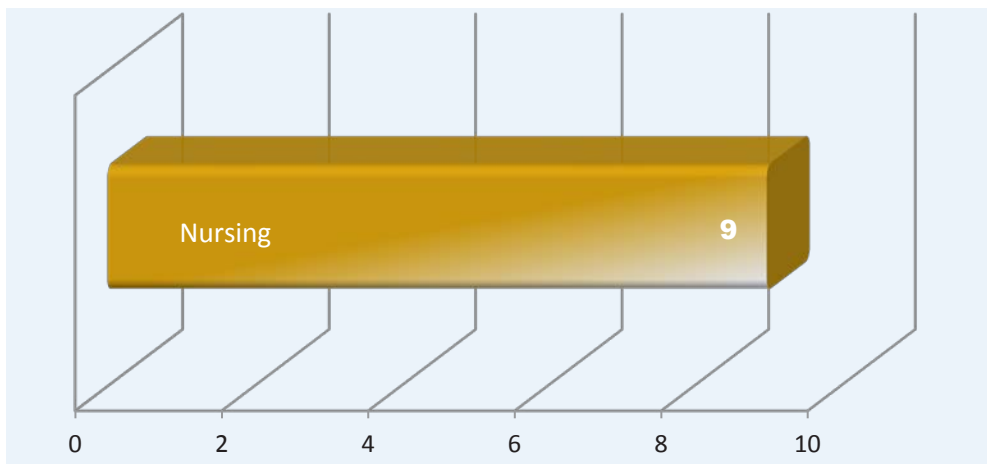
SOLES Activity	FY 10-11 Dollars	FY 11-12 Dollars	FY 12-13 Dollars	FY 13-14 Dollars
Instruction	\$150,000	\$150,000		
Research	\$939,500			
Service	\$105,504	\$29,655		
Training	\$731,643	\$534,047	\$499,079	\$299,079
Total	\$1,926,647	\$713,707	\$499,079	\$299,079

SCHOOL OF NURSING

NEW AND CONTINUING DOLLARS ARRANGED BY DEPARTMENT

Nursing Department	FY 10-11 Dollars	FY 11-12 Dollars	FY 12-13 Dollars
Nursing	\$2,110,184	\$1,797,067	\$565,675
Total	\$2,110,184	\$1,797,067	\$565,675

NUMBER OF NEW AND CONTINUING DOLLARS IN FISCAL YEAR 2010-2011



NEW AND CONTINUING DOLLARS ARRANGED BY ACTIVITY

Nursing Activity	FY 10-11 Dollars	FY 11-12 Dollars	FY 12-13 Dollars
Equipment	\$20,000		
Instruction	\$215,999	\$96,001	
Research	\$615,226	\$575,338	\$565,675
Service	\$4,037	\$1,072,848	
Training	\$1,254,922	\$52,880	
Total	\$2,110,184	\$1,797,067	\$565,675



OFFICE OF SPONSORED PROGRAMS

Dee Aker has Made it Her Life's Passion to Work for Peace

**The Fred J. Hansen Foundation shares her passion.
Each year their funding makes the Women PeaceMakers Program and associated
annual conference possible.**

Each Fall, Dr. Aker and Jennifer Freeman, WPA Program Officer, bring in four women from around the globe to document their stories, which are then edited by Emiko Noma, IPJ Editor.

This years Women PeaceMaker's Conference included: Sarah Lochodo, Kenya; Merlie Mendoza, Phillipines; Nora Tapiwa, Zimbabwe; & Vaiba Flomo, Liberia. They are pictured here with their peace writers as well as Jen, Dee, and Emi.



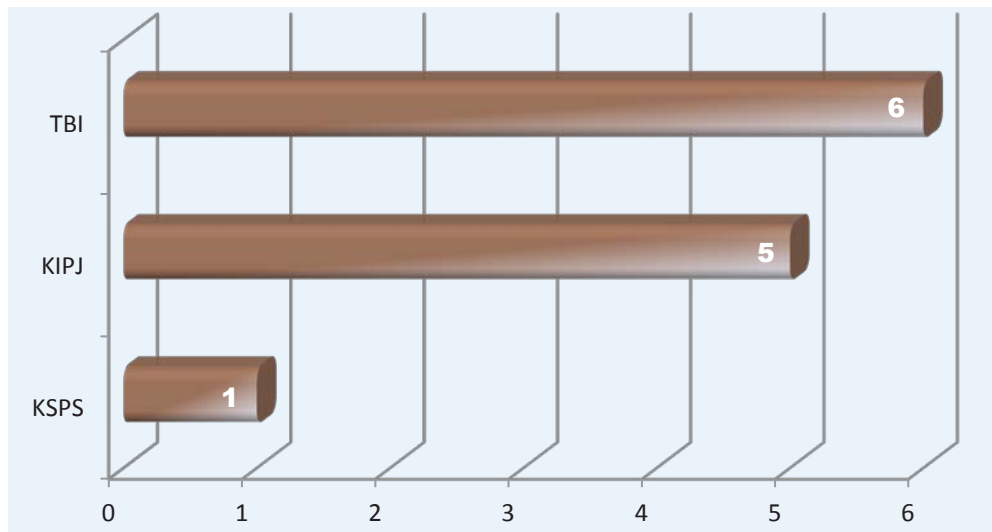
**“PEACE IS A PROCESS, NOT AN EVENT. I KNOW
THAT ONE DAY, EVEN IF I AM NOT AROUND TO
SEE IT, WE WILL GET THERE.” - VAIBA FLOMO**

SCHOOL OF PEACE STUDIES

NEW AND CONTINUING DOLLARS ARRANGED BY DEPARTMENT

School of Peace Studies Department	FY 10-11 Dollars	FY 11-12 Dollars
KSPS	\$8,000	\$31,800
KIPJ	\$267,822	\$210,000
TBI	\$176,322	\$100,000
Total	\$452,144	\$341,800

NUMBER OF NEW AND CONTINUING DOLLARS IN FISCAL YEAR 2010-2011



NEW AND CONTINUING DOLLARS ARRANGED BY ACTIVITY

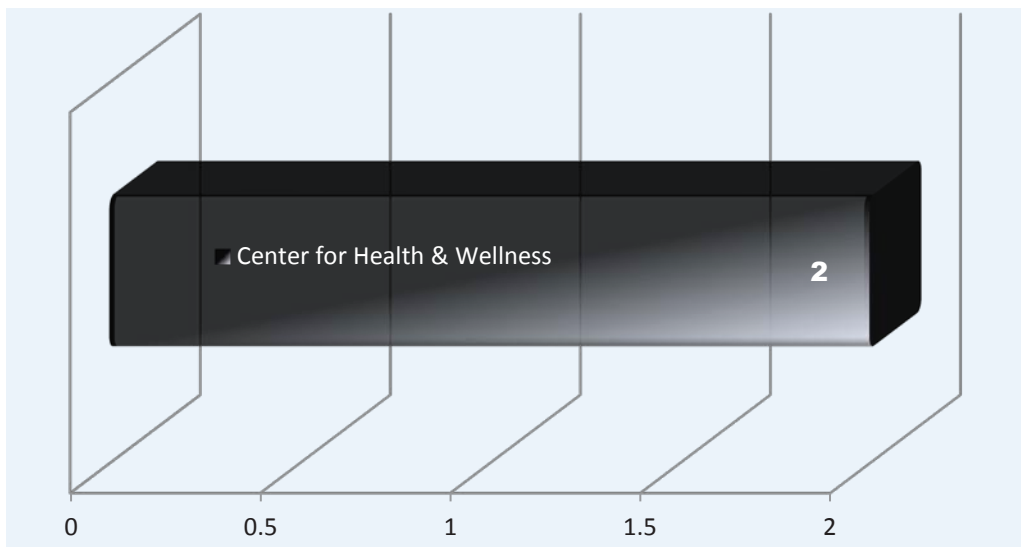
School of Peace Studies Activity	FY 10-11 Dollars	FY 11-12 Dollars
Research	\$169,097	\$131,800
Service	\$268,000	\$210,000
Training	\$5,000	
Total	\$452,144	\$341,800

STUDENT AFFAIRS

NEW AND CONTINUING DOLLARS ARRANGED BY DEPARTMENT

Student Affairs Department	FY 10-11 Dollars
Health and Wellness	\$15,000
Total	\$15,000

NUMBER OF NEW AND CONTINUING DOLLARS IN FISCAL YEAR 2010-2011



NEW AND CONTINUING DOLLARS ARRANGED BY ACTIVITY

Student Affairs Activity	FY 10-11 Dollars
Service	\$15,000
Total	\$15,000