



University
of San Diego

OFFICE OF SPONSORED PROGRAMS

Annual Report Fiscal Year 2006-2007



A Place of Promise

*“A promise is a commitment, a pledge.
For us, it’s an indication of our pursuit of excellence.
It’s a proclamation that great things are about to happen.
USD is a place of promise.”*

Mary E. Lyons, Ph.D.
President

The Office of Sponsored Programs Annual Report Fiscal Year 2006/2007

Table of Contents

OSP Mission	1
Fostering Excellence.....	1
Current Federal Climate.....	2
Award Overview	2
Major Funders by Sponsor	4
Funding Highlights	7
Dollars Awarded by Principal Investigators.....	7
Funding by Administrative Departments.....	10
Projected Funding: Fiscal Years 2007-2011	14

Editor – William O’Neill
Co-Editor – Joanne Draper



The Office of Sponsored Programs

Director: William O'Neill

Assistant Director: Traci Merrill

5998 Alcalá Park, Maher Hall, Room 210

San Diego, CA 92110

Telephone: (619) 260-6825

www.sandiego.edu/sponsored-programs/

OSP Mission

“The Office of Sponsored Programs (OSP) promotes externally funded research, training, and demonstration projects. It is a central source of information on government agencies, foundations, and corporations that support research and scholarships. Our staff provides assistance to faculty members, administrators, and students from conceptual development and planning through implementation and management of funded projects. Assistance is provided identifying potential extramural funding sources; developing proposal narratives and budgets; completing standardized application forms; assuring compliance with all applicable federal, state, and university regulations; negotiating grant awards and contracts; and administering and closing out funded projects.”

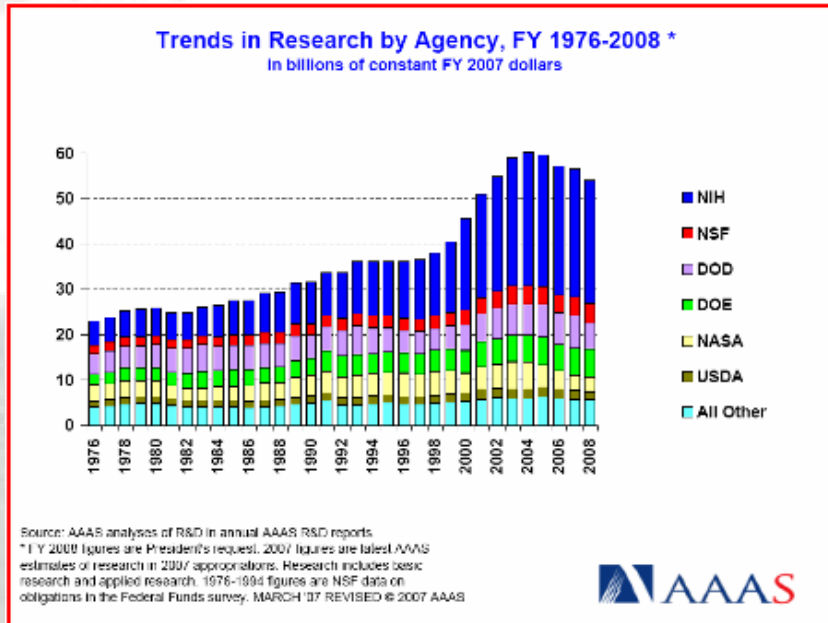
Fostering Excellence

“The University of San Diego is a Roman Catholic institution committed to advancing academic excellence, expanding liberal and professional knowledge, creating a diverse and inclusive community, and preparing leaders dedicated to ethical conduct and compassionate service.”

Each year many of our faculty members seek and receive grants to conduct research or to provide public services. By obtaining external funding, the USD faculty is supporting the University’s mission of creating opportunities in which they can continue “advancing academic excellence,” and expanding liberal as well as professional knowledge.

In the pages to follow, we are pleased to share the annual report of USD’s sponsored research and numerous projects for fiscal year 2006-2007 (from July 1, 2006- June 30, 2007).

Current Federal Climate



The graph provided by the American Association for the Advancement of Science (AAAS) tracks federal research dollars since 1976 by agency. Since 2004, we have been in a period of belt tightening. The graph reflects the period between 1998 and 2003 where the NIH doubled the dollars available for research to \$28 billion. During that period new and

competing proposals had a 20% chance of being funded. Today, without a budget increase, continuing/renewing proposals compete for the same dollars with new proposals. Success rates for continuing proposals declined from 53% in 2000 to 32% in 2005. New proposals to NIH in 2005 had a 9.1% likelihood of funding. New proposals to the National Science Foundation (NSF) have a 20% chance of funding down from 30% five years ago.

Award Overview

During the period between July 1, 2006 and June 30, 2007 the University of San Diego received \$2.94 million in new grant awards and administered \$5.27 million in on-going multi-year projects. As of June 30, 2007, the Office of Sponsored Programs submitted 82 new proposals of which 30 are still pending, compared to 81 submitted in the previous year. There were 19 proposals declined. During the fiscal year there were 37 new awards and a total of 108 on-going projects administered by the OSP. The value of all grants and contracts awarded to USD and currently managed by the OSP is \$22.18 million.

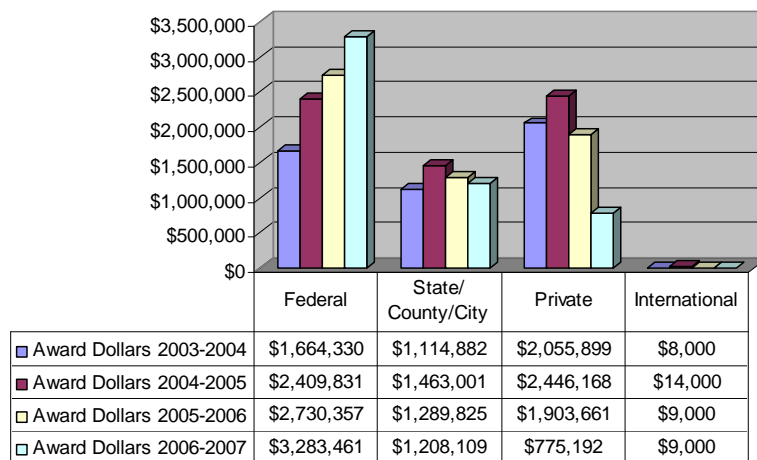
Number of Awards by Sponsor FY06/07

Sponsor Type	FY 03/04	FY 03/04 Percentage of Awards	FY 04/05	FY04/05 Percentage of Awards	FY 05/06	FY 05/06 Percentage of Awards	FY 06/07	FY 06/07 Percentage of Awards
Federal*	24	45%	22	39%	25	37%	27	45%
State/ County/ City	11	22%	14	25%	11	17%	13	22%
Private	17	32%	19	34%	30	45%	19	32%
International	1	1%	1	2%	1	1%	1	2%
Totals	53	100%	56	100%	67	100%	60	100%

*Includes Federal Flow Through

Federal funding increased by 17% as compared to FY 2005/2006. The largest federal awards were provided by the U.S. Department of Education (\$1,251,208 for seven programs), the U.S. Department of Defense (\$1,139,464 for three programs), the Department of Health and Human Services (\$486,476 for four programs), the Department of Commerce (\$87,145 for one program), the Department of Treasury, IRS (\$85,000 for one program).

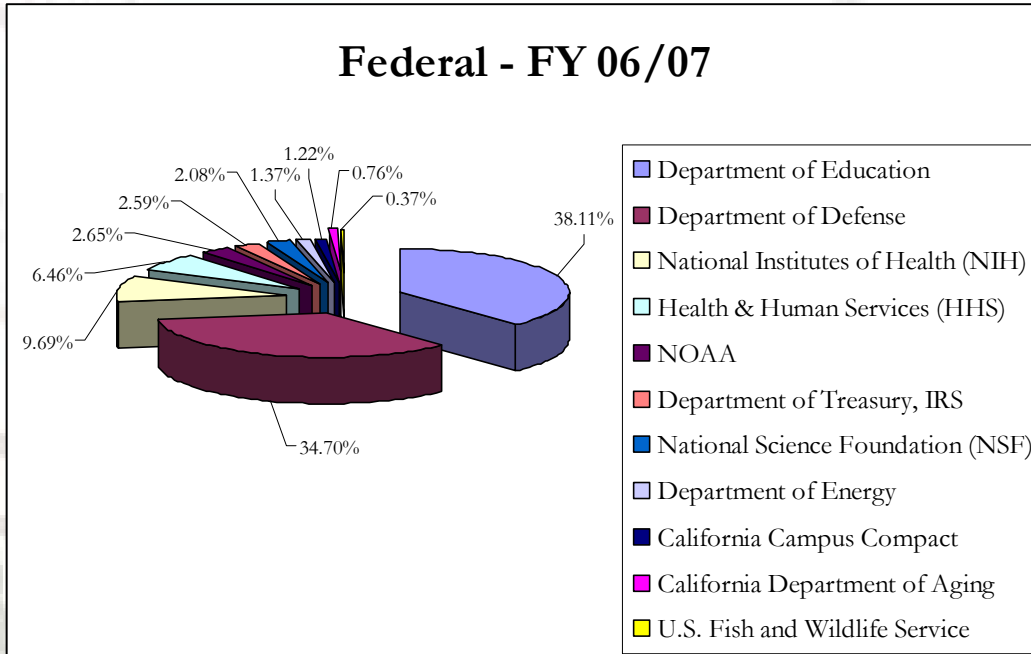
Dollars By Sponsor Type FY 06/07



Total dollars for private funding decreased this year. In collaboration with the Joan B. Kroc Institute of Peace & Justice, a foundation award for \$150,000 was moved from OSP to Foundation Relations.

Sponsored programs contribute to the strategic goal of the University by offering learning experiences across educational contexts and contributing to scholarly experiences and leadership capacities of all students with portions of the external funding going to support student salaries (\$157,909) and tuition/traineeships (\$1,195,341).

Major Funders by Sponsor

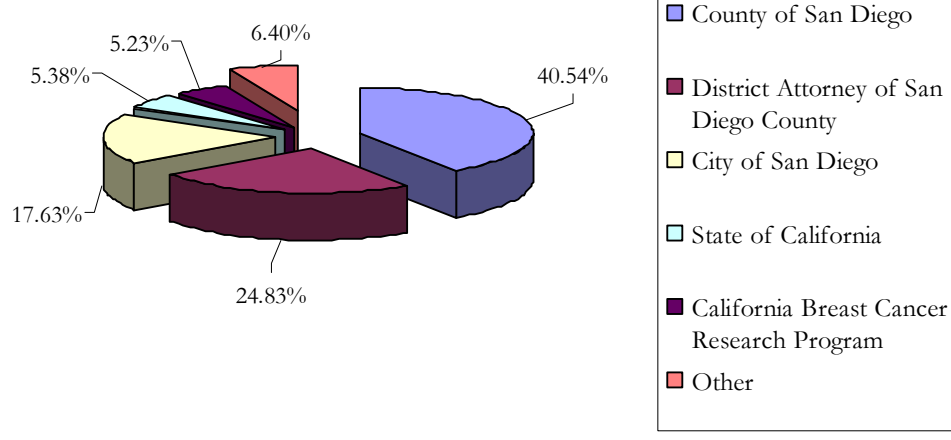


Federal*	Number of Awards	FY 06/07 Award	Total Award
Department of Education	7	\$1,251,208	\$4,705,873
Department of Defense	3	\$1,139,464	\$1,327,985
National Institutes of Health (NIH)	2	\$318,094	\$962,374
Health & Human Services (HHS)	5	\$212,185	\$153,803
NOAA	1	\$87,145	\$171,787
Department of Treasury (IRS)	1	\$85,000	\$85,000
National Science Foundation (NSF)	4	\$68,365	\$679,049
Department of Energy	1	\$45,000	\$135,000
California Campus Compact	1	\$40,000	\$40,000
California Department of Aging	1	\$25,000	\$97,917
U.S. Fish and Wildlife Service, San Luis Obispo County Airport	1	\$12,000	\$12,000
TOTALS	27	\$3,283,461	\$8,370,788

**Includes Federal Flow Through Dollars*

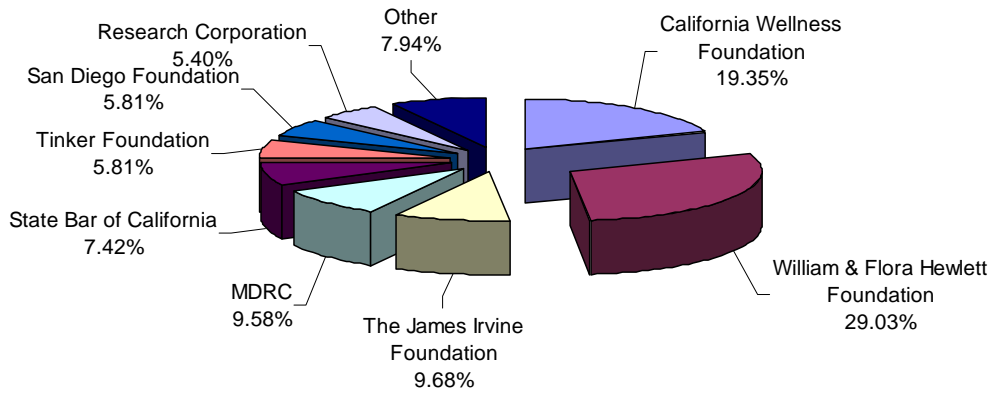
"I do not think there is any thrill that can go through the human heart like that felt by the inventor as he sees some creation of the brain unfolding to success. ..." Nikola Tesla

State/County/City - FY 06/07



<u>State/County/City</u>	<u>Number of Awards</u>	<u>FY 06/07 Award</u>	<u>Total Award</u>
County of San Diego	2	\$489,727	\$2,338,398
District Attorney of San Diego County	1	\$300,000	\$1,200,000
City of San Diego	2	\$212,939	\$212,939
State of California	2	\$65,000	\$127,500
California Breast Cancer Research Program	1	\$63,129	\$86,973
State Bar of California	1	\$58,202	\$58,202
UCSD Department of Psychiatry	1	\$10,100	\$10,100
City of Coronado Police Department	1	\$3,004	\$12,016
County Sheriff	1	\$3,004	\$15,020
San Diego State University	1	\$3,004	\$3,004
TOTALS	13	\$1,208,109	\$4,064,152

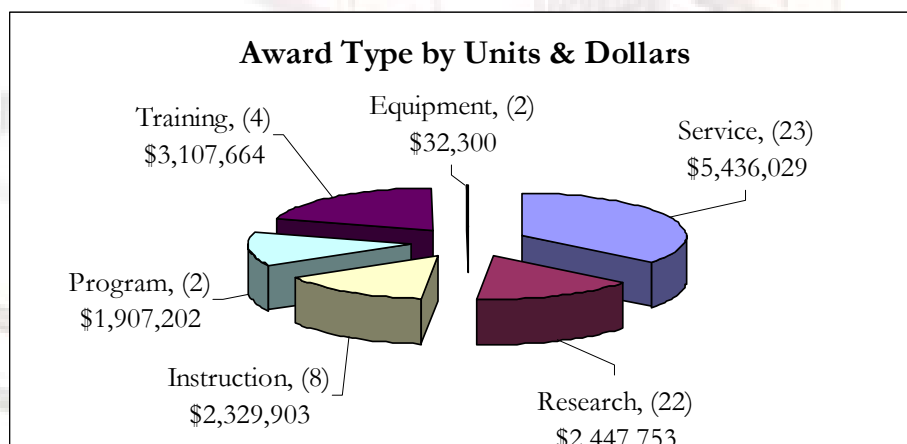
Private FY 06/07



<u>Private</u>	<u>Number of Awards</u>	<u>FY 06/07 Award</u>	<u>Total Award</u>
William & Flora Hewlett Foundation	2	\$225,000	\$482,000
California Wellness Foundation	1	\$150,000	\$450,000
The James Irvine Foundation	1	\$75,000	\$150,000
MDRC	1	\$74,241	\$74,241
State Bar of California	1	\$57,531	\$57,531
Tinker Foundation	1	\$45,000	\$45,000
San Diego Foundation	1	\$45,000	\$45,000
Research Corporation	2	\$41,842	\$58,684
U.S. District Court	1	\$21,055	\$21,055
American Nurses Foundation	1	\$14,474	\$14,974
San Diego County Bar Association	1	\$7,150	\$7,150
Dreyfus Foundation	1	\$6,000	\$30,000
Keiller Leadership Academy	1	\$4,962	\$4,962
John Templeton Foundation	1	\$2,637	\$2,637
Project Aware	1	\$2,300	\$2,300
American Humanics Inc.	1	\$2,000	\$2,000
Murray State American Humanics	1	\$1,000	\$1,000
TOTALS	19	\$775,192	\$1,448,534

<u>International</u>	<u>Number of Awards</u>	<u>FY 06/07 Award</u>	<u>Total Award</u>
Ecoles Militaires de St.-Cyr Coetquidan	1	\$9,000	\$9,000

Funding Highlights



Dollars Awarded by Principal Investigators

"The University of San Diego emphasizes the importance of using research to contribute to knowledge through the humanities, art and sciences, and to make a difference in society."

Mary E. Lyons, Ph.D., President

FY 06/07 Dollars Awarded by PI Top 20			
Principal Investigator	Project Title	FY 06/07	Total Award Sponsor
1. Adele Lynch <i>School of Law</i>	Patient Advocacy Program	\$459,727	\$2,308,398 <i>San Diego County Dept of Health & Human Services</i>
2. Scott Anders <i>School of Law/Center for Public Interest Law</i>	EPIC – Energy Policy Initiatives Center	\$300,000	\$1,200,000 <i>District Attorney of San Diego County</i>
3. Cynthia Villis & Diolinda Parsick <i>Administration, Institute of College Initiatives</i>	The Rock, The River, The Tree: USD McNair Postbaccalaureate Achievement	\$220,000	\$1,020,000 <i>U.S. Department of Education</i>

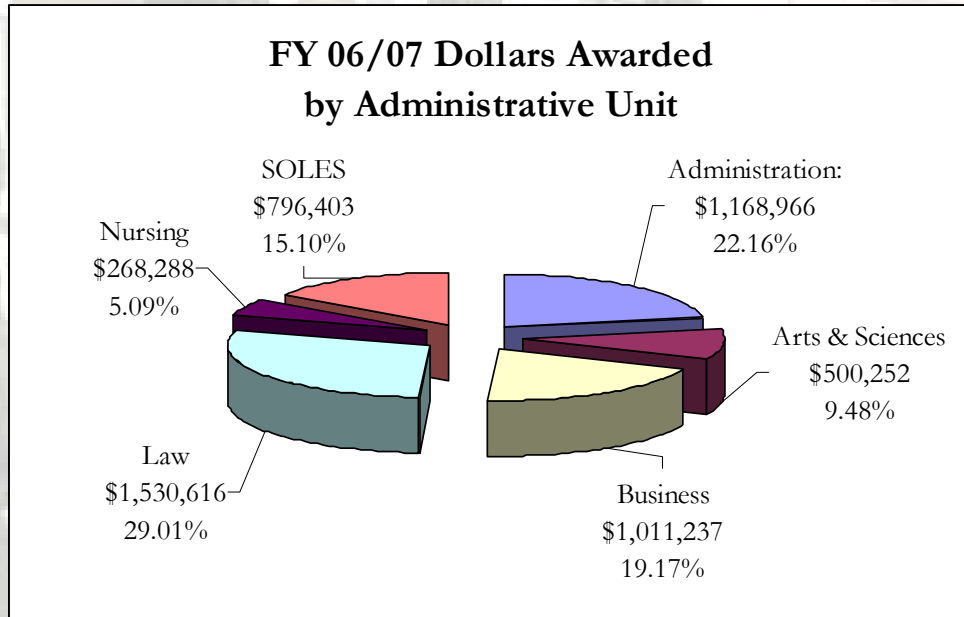
Principal Investigator	Project Title	FY 06/07	Total Award Sponsor
4. Robert Schoultz <i>School of Business Administration and Engineering Programs, MSGL</i>	Navy Advanced Education Demonstration Project	\$1,000,000	\$1,000,000 <i>Department of Defense</i>
5. Cynthia Villis & Daniella Hickling <i>Administration, Institute of College Initiatives</i>	The Rock, The River, The Tree: USD Student Support Services	\$219,732	\$968,706 <i>U.S. Department of Education</i>
6. Cynthia Villis <i>Administration, Institute of College Initiatives</i>	TRIO Upward Bound Program	\$234,624	\$938,496 <i>U.S. Department of Education</i>
7. Paula Cordeiro & Barbara Hecht <i>School of Leadership and Education Sciences (SOLES)</i>	John Tracy Clinic: Preparing Diverse Teachers of Young, Deaf and Hard of Hearing Children	\$288,311	\$880,927 <i>U.S. Department of Education</i>
8. Paula Cordeiro & Barbara Hecht <i>School of Leadership and Education Sciences (SOLES)</i>	John Tracy Clinic: Preparing Technologically Competent, Diverse Teachers of Young Deaf and hard of Hearing Children: A Distance Learning Approach	\$249,152	\$858,355 <i>U.S. Department of Education</i>
9. Louise Stanger & Michael Ichiyama <i>Student Affairs, Department of Alcohol & Other Drug Services/Psychology</i>	USD's Freshman Parent-Teen Research Initiative	\$253,352	\$768,113 <i>NIH/NIAAA: Department of Health & Human Services</i>
10. Ming Huang, Kathleen Kramer, & David Malicky <i>School of Business Administration and Engineering Programs, Engineering</i>	A Mentoring Scholarship Model for the Engineers of 2020	\$11,237	\$500,000 <i>National Science Foundation</i>
11. Robert Fellmeth & Elisa Weichel <i>School of Law, Children's Advocacy Institute</i>	Foster Care Benefits Extension	\$150,000	\$450,000 <i>Wellness Foundation</i>

Principal Investigator	Project Title	FY 06/07	Total Award Sponsor
12. David Shirk <i>Administration, TransBorder Institute</i>	TBI Justice in Mexico Project	\$150,000	\$300,000 <i>William & Flora Hewlett Foundation</i>
13. Zhi-Yong Yin <i>Arts & Sciences, Marine & Environmental Studies</i>	Using SSM/I, TMI, and AMSR-E (AQUA) to Estimate Precipitation Over the Tibetan Plateau	\$99,695	\$288,216 <i>NASA/Office of Naval Research</i>
14. Agustin Lopez II <i>School of Law</i>	Administrative Hearing Program	\$211,392	\$211,392 <i>City of San Diego</i>
15. Thomas Shields <i>Arts & Sciences, Chemistry</i>	Simple Biosensors for Pseudouridine and 1- Methyladenosine Based on RNA Aptamers	\$64,742	\$194,261 <i>National Institutes of Health (NIH)</i>
16. Elizabeth Jan Kehoe <i>School of Leadership and Education Sciences (SOLES)/CCLDI</i>	Preparing Future Community College Leaders	\$75,000	\$182,000 <i>William & Flora Hewlett Foundation</i>
17. Mary Sue Lowery <i>Arts & Sciences, Biology</i>	Enhancement of Growth Rates and Swimming Performance in Juvenile Marine Finfish in Aquaculture	\$83,842	\$168,484 <i>UCSD/Department of Commerce/Sea Grant Office NOAA</i>
18. Elizabeth Jan Kehoe <i>School of Leadership and Education Sciences (SOLES)/CCLDI</i>	Community College Leadership Partnership	\$75,000	\$150,000 <i>The James Irvine Foundation</i>
19. Greg Severn <i>Arts & Sciences, Physics</i>	Collaborative Research: Understanding Sheaths and Pre- Sheaths in Plasmas	\$45,000	\$135,000 <i>Department of Energy</i>
20. Anita Hunter <i>School of Nursing & Health Science</i>	California Nurses Faculty Grant	\$62,500	\$125,000 <i>Office of Statewide Health Planning and Development (OSHPD)</i>

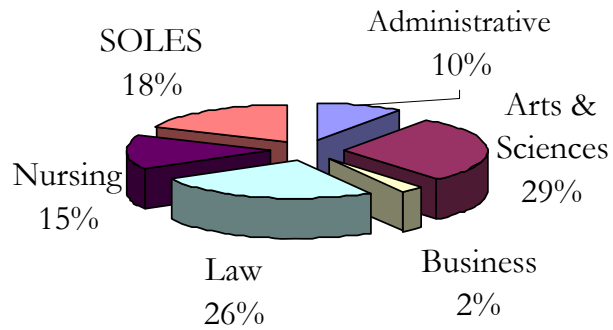
Funding by Administrative Departments

Administrative Schools/Departments

Schools/ Departments	FY 05/06 Submitted	Active Awards (Includes Multi-year)	FY 05/06	Total Dollars Awarded	FY 06/07 Submitted	Active Awards (Includes Multi- year)	FY 06/07	Total Dollars Awarded
Administration	15	11	\$1,202,160	\$1,995,701	8	8	\$1,168,966	\$4,086,573
Arts & Sciences	22	25	\$1,255,059	\$4,319,923	24	16	\$500,252	\$1,155,697
Business	6	2	\$503,000	\$503,000	2	2	\$1,011,237	\$1,500,000
Law	23	15	\$1,581,449	\$4,261,948	21	16	\$1,530,616	\$4,673,228
Nursing	8	1	\$30,000	\$30,000	12	7	\$268,288	\$286,750
School of Leadership and Education Sciences								
	7	13	\$1,361,175	\$4,070,881	15	11	\$796,403	\$2,190,222
Total	81	67	\$5,932,843	\$15,181,453	82	60	\$5,275,762	\$13,892,470

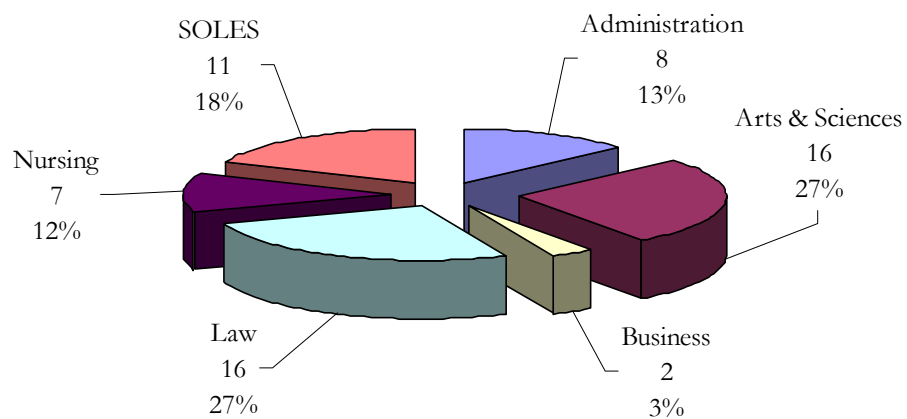


Number of Submissions* FY 06/07 by Administrative Unit

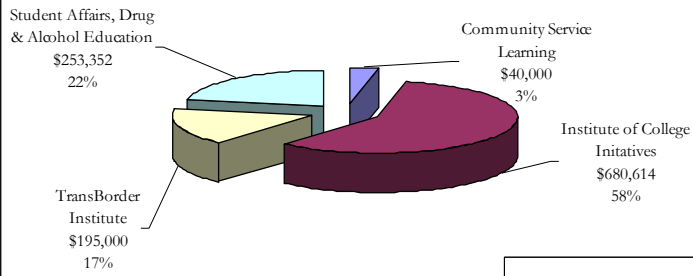


**Includes Pending Submissions*

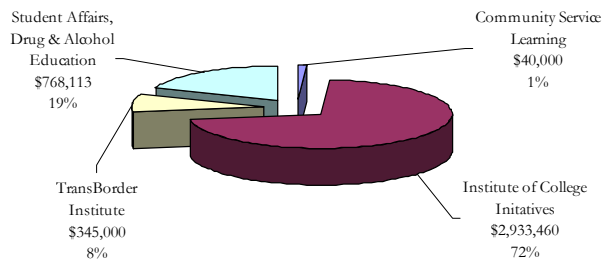
Number of Active Awards FY 06/07 by Administrative Unit



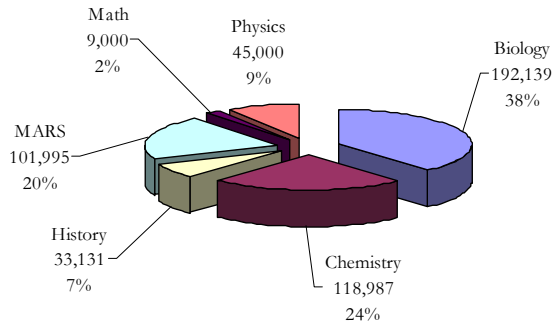
Administration FY 06/07 Dollars by Administrative Units



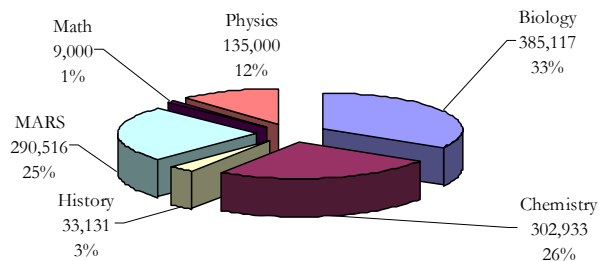
Administration Total Award Dollars by Administrative Units




Arts & Sciences FY 06/07 Dollars by Administrative Unit



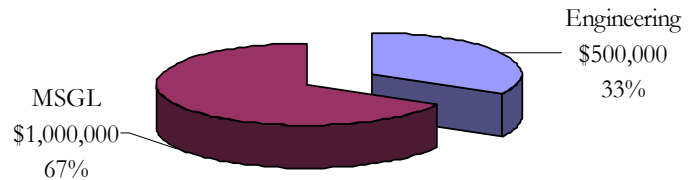
Arts & Sciences Total Award Dollars by Administrative Unit



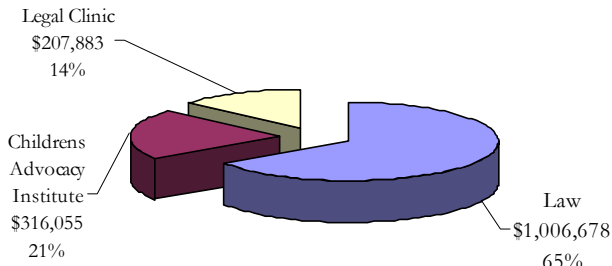
**Business FY 06/07 Dollars
by Administrative Units**



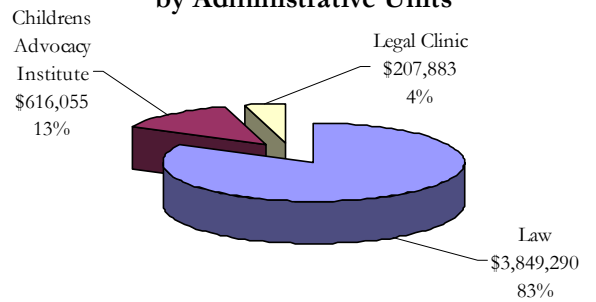
**Business Total Award Dollars
by Administrative Units**



**Law FY 06/07 Dollars
by Administrative Units**



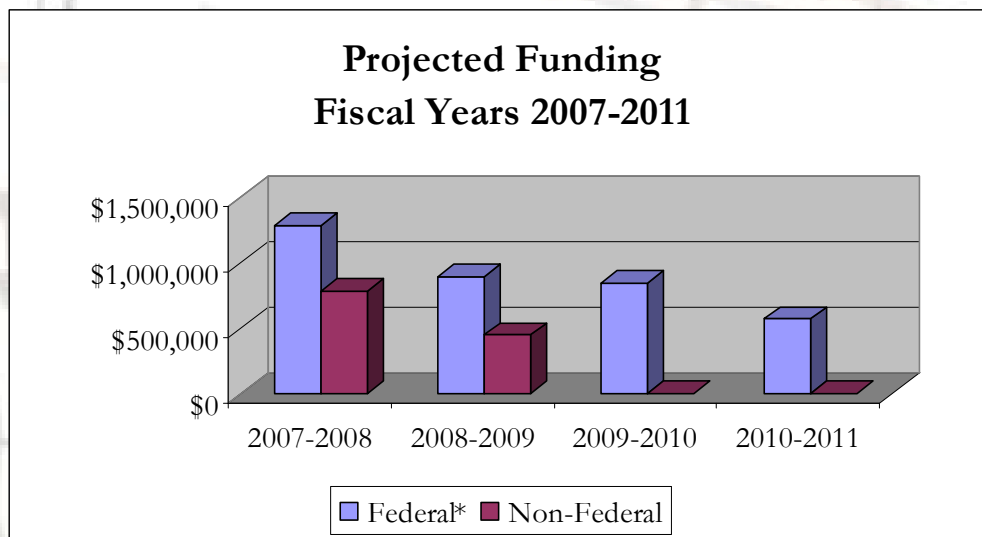
**Law Total Award Dollars
by Administrative Units**



"The free, unhampered exchange of ideas and scientific conclusions is necessary for the sound development of science, as it is in all spheres of life." (Albert Einstein, 1952)

Projected Funding: Fiscal Years 2007-2011

When an award is received, all budget period funding is recorded, including the current year and any future years that are basically guaranteed. This allows the University to forecast dollars that will be available for spending several years into the future. The charts below illustrate expected budget period funding for fiscal years 2007 through 2011.



**Includes Federal Flow Through Dollars*

"Poetic knowledge is born in the great silence of scientific knowledge." Aime Cesaire

The Office of Sponsored Programs
5998 Alcalá Park, Maher 210
San Diego, CA 92110
Telephone: 619-260-6825
Fax: 619-260-2225
Email: research@sandiego.edu
Web: www.sandiego.edu/sponsored-programs/

Director of Sponsored Programs
William O'Neill
Telephone: (619) 260-7967
Email: williamoneill@sandiego.edu

Assistant Director and Grant Manager
Traci Merrill
Phone: (619) 260-4600 ext. 2882
Email: tmerrill@sandiego.edu

Grant Manager
Karen Molenda
Phone: (619) 260-4600 ext. 2006
Email: molenda@sandiego.edu

Executive Assistant
Joanne Draper
Phone: (619) 260-4600 ext. 2885
Email: jdraper@sandiego.edu