

University of San Diego

Digital USD

Digital Initiatives Symposium

May 2nd, 3:25 PM - 4:10 PM

Creating a digital commons decentralized workflow

Sarah Titus

Saint Norbert College, sarah.titus@snc.edu

Follow this and additional works at: <https://digital.sandiego.edu/symposium>

Titus, Sarah, "Creating a digital commons decentralized workflow" (2017). *Digital Initiatives Symposium*. 10.

<https://digital.sandiego.edu/symposium/2017/2017/10>

This 45-minute concurrent session is brought to you for free and open access by Digital USD. It has been accepted for inclusion in Digital Initiatives Symposium by an authorized administrator of Digital USD. For more information, please contact digital@sandiego.edu.

Creating a digital commons decentralized workflow

Presenter 1 Title

Project Librarian for Intellectual Engagement Initiatives

Session Type

45-minute concurrent session

Abstract

The Digital Commons @ St. Norbert College was created in a cross-campus initiative built on a vision of open sharing and celebration of the campus's unique intellectual traditions. In light of its shared creation, the commons has developed a decentralized model for workflow that has allowed other parts of campus to take ownership in the institutional repository. This session will cover the benefits and challenges of a decentralized model and will outline the key ideas that shaped the initiative so as to inspire others to take up their own decentralized model.

Location

KIPJ Theatre

Keywords

digital commons, buy-in, decentralized model, campus ambassadors, champions, St. Norbert College

Creative Commons License



This work is licensed under a [Creative Commons Attribution-Share Alike 4.0 License](https://creativecommons.org/licenses/by-sa/4.0/).

Digital Commons @ St. Norbert College

Capturing the intellectual heart of St. Norbert College for an engaging future



Sarah Titus
May 2, 2017

Who am I?

- Joined SNC team as a librarian in Fall 2015
- Project manager for the Digital Commons as well as other “intellectual engagement initiatives”
- Launched Commons in April 2016
- Inherited the physical archives in Nov. 2016



Sarah Titus
*Project Librarian for
Intellectual Engagement
Initiatives*



THE MIRIAM B. & JAMES J.
MULVA LIBRARY



Building a dream repository

- What does this repository look like?
- What kind of content would it have?
- How does it connect to the institution's dreams?
- *How would it be run?*
- *What kind of workflow would it have?*
- *And how can that be connected to a broader vision of campus?*



*Tips and tricks for creating **your** dream repository*

1. Recruit a core group
2. Seed content!
3. Sense of ownership
4. Find your champions
5. Keeping the dream alive!



Recruit a core group from across campus to serve as advisors



Norby, our mascot, pictured with students and Stormtroopers...ideal candidates for advisors, no?

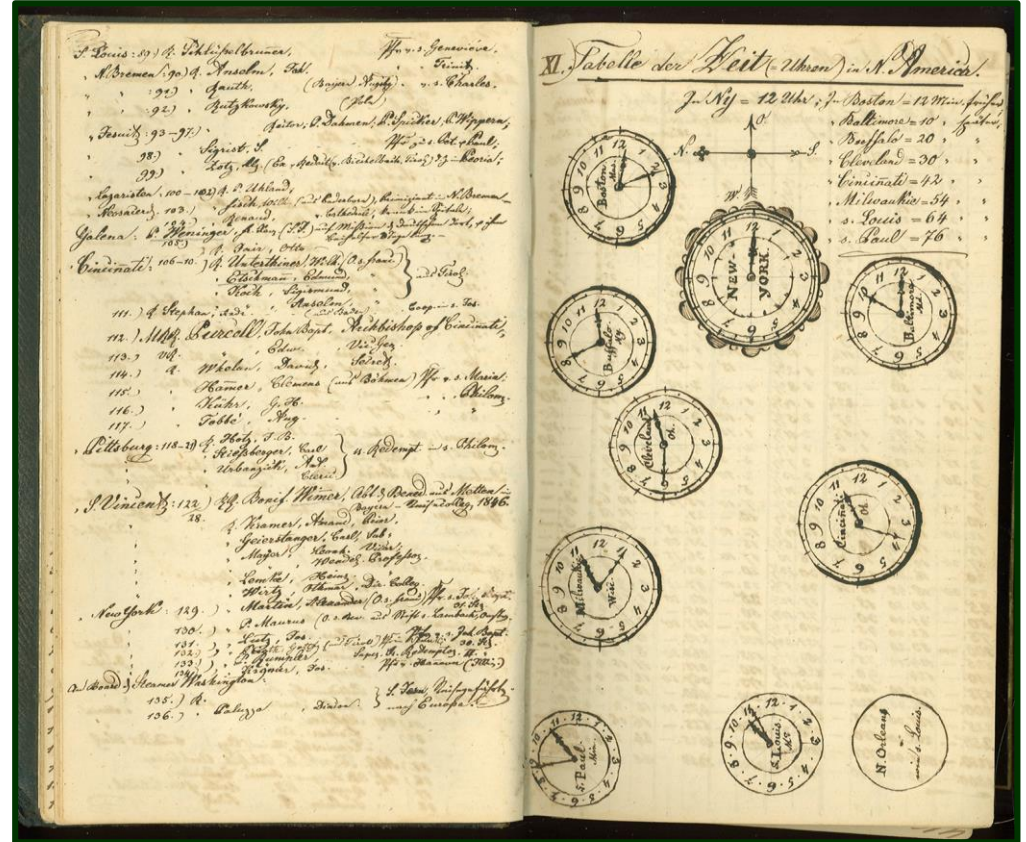
Things we kept in mind:

- A repository isn't just for the library – it's for all of campus (and the world!)
- Who should be helping in the creation process?
- What roles would these ideal advisors have across campus?

Beginning with an array of seed content

Questions we asked ourselves:

- How do we represent the broad amount of scholarship on campus?
- How do we accurately represent the college campus and its culture through the repository?
- How do we balance campus items (archival, administrative documents) with scholarly output?




Creating a sense of ownership for submitters/administrators

- What is the best way to decide which projects need their own administrator and which projects just need to be submitted?
- How do we create the space for admins to have creative control over their digital space?
- How do the benefits of this ideal compare with the challenges?



Evolve into a “champion” system of recruitment




How we evolved to include campus champions:

- Harnessing energy from those who've already submitted or administered to help spread the word of the Commons
- Peer to peer discussions about the benefits and challenges can pave the way
- Capturing momentum while not ignoring the challenges faced by those who invest the time

Be mindful of your (dream) individual repository goals as you branch out

- How could we grow our current repository into your dream repository?
- How can the repository work to be a force of good on campus?
- How would you want your campus to use your repository?



Final thoughts

Things we're proud of from the past year:

- Kept our collaborations from across campus alive through multiple projects!
- 894 items added in the first year (jumpstarting the decentralized model!)
- Integrated new voices in the advisory group and utilizing their diverse areas to address potential opportunities (and challenges)

Things we look forward to next:

- Educate campus on intellectual property (and be exciting!)
- Actively recruit more student work
- Experiment with new places to house non peer-reviewed materials
- Find new ways to innovate and keep pushing boundaries

Final, final thought

Ultimately, one institution's dream repository is completely different than another's dream repository.